

SOUTH CAROLINA COUNTY PROFILES OF ALCOHOL AND OTHER DRUG USE

2022 Report

South Carolina Department of Alcohol and Other Drug Abuse Services

This report is for informational purpose only

Technology, Research & Evaluation Division

TABLE OF CONTENTS

Overview	1
Data Sources	3
County Population	5
County Profiles	7
Appendix	55
Other Drugs.....	55
Infectious Disease.....	67
Data Dictionary: Additional Notes.....	77

OVERVIEW

The purpose of this report is to provide a timely update on the latest data on substance use disorder indicators for county planners. Note that it is not intended to be a replacement for the work of the State Epidemiological Outcomes Workgroup. The present report is an effort to meet the recent requests of counties for data assistance in the development of their 2023-2024 county treatment plans. The report includes charts and tables for over 16 indicators of county risk factors associated with the development of substance use disorders; an additional nine supplemental indicators are provided at the end of the document. Through the assistance of our partner state agencies, we have included data indicators based on the research that are typically associated with substance use disorders. The framework for reporting these indicators is intended to provide a simple tool for planners to utilize to help make data-driven decisions in support of prevention and treatment planning activities. We recommend that the report be used in conjunction with other local knowledge resources to provide the best results.

ORGANIZATION OF THE REPORT

The first section of the report includes the county pages, each with its 2021 indicator ranks and percent change from the previous year's results. Indicators were organized into the following data domains:

- Alcohol
- Nicotine
- Opioids
- Social

Supplemental Data is located in the Appendix and includes information on Other Drugs and Infectious Diseases.

Ranks

The ranks were calculated based on the county rates or percentages reported and, for the most part, work in the order of high risk to lower risk for the development of substance use disorders. Therefore, a county with a rank of "1" represents the highest risk for an indicator.

Each indicator has a ranking, and the domain is calculated by summing the ranks and dividing by the number of indicators in the domain. The overall county rank is simply an average of the domain rankings. Note that, for some indicators, the rank is missing because the county rates were based on small sample sizes and therefore are not reliable. Missing indicators/ranks are also present when indicator counts were <5 and therefore suppressed. You will find a "*" mark in place of the value for these observations.

Appendix

Additional information on other drugs is included with the same ranking methodology. This section is not organized within another domain or a domain on its own, as it includes mortality information that is not exclusive to a single cause. This means that opioid data may be duplicated and more heavily weighted in relation to the other measures if included in final county ranking.

Infectious disease data is also included in the appendix, as there are increased risk factors for certain conditions with substance use, especially among people who inject drugs.

Interpretation

This report is for informational purposes only. There are a variety of measures to consider when analyzing substance use burden, and the chosen indicators are one of many options available. Readers are encouraged to use discretion when analyzing the report and to consider additional factors that may not be included, as well as regional context (including local reporting practices), when interpreting county ranks.

DATA SOURCES

Domain	Indicator	Source	Year
Alcohol	Binge Drinking Among Adults (%)	SC-DHEC	2017-2021
	Heavy Use of Alcohol Among Adults (%)	SC-DHEC	2017-2021
	DUI Crashes (Rate per 100,000 population)	PIRE	2021
	Alcohol-Related Hospitalizations (Rate per 10,000 population)	SC Revenue and Fiscal Affairs	2021
Nicotine	Cigarette Use Among Adults (%)	SC-DHEC	2017-2021
	Smokeless Tobacco Use Among Adults (%)	SC-DHEC	2017-2021
	Nicotine-Related Hospitalizations (Rate per 10,000 population)	SC Revenue and Fiscal Affairs	2021
Opioids	EMS Naloxone Administrations (Rate per 100,000 population)	SC-DHEC, JustPlainKillers.com	2021
	Opioid Prescriptions Dispensed (Rate per 100,000 population)	SC-DHEC, JustPlainKillers.com	2021
	Opioid-Involved Overdose Deaths (Rate per 100,000 population)	SC-DHEC, JustPlainKillers.com	2021
	Opioid-Related Hospitalizations (Rate per 100,000 population)	SC Revenue and Fiscal Affairs	2021
Social	Unemployment (%)	US Department of Labor	2021
	HS Graduation Rate (%)	SC Department of Education	2021
	Child Maltreatment Investigations (Rate per 10,000 population)	SC-DSS	2021
	DUI Arrests (Rate per 100,000 population)	SLED	2021
	Drug Law Violations (Rate per 100,000 population)	SLED	2021

Additional Indicators			
Other Drugs	Fentanyl Overdose Deaths (Rate per 100,000 population)	SC-DHEC	2021
	Prescription Overdose Deaths (Rate per 100,000 population)	SC-DHEC	2021
	Total Drug Overdose Deaths (Rate per 100,000 population)	SC-DHEC	2021
	Psychostimulants with Abuse Potential Deaths (Rate per 100,000 population)	SC-DHEC	2021
	Cocaine Related Deaths (Rate per 100,000 population)	SC-DHEC	2021
Infectious Diseases	Syphilis Incidence (Rate per 100,000 population)	SC-DHEC	2021
	Chlamydia Incidence (Rate per 100,000 population)	SC-DHEC	2021
	Gonorrhea Incidence (Rate per 100,000 population)	SC-DHEC	2021
	HIV Incidence (Rate per 100,000 population)	SC-DHEC	2021

* Percentage is based on county authority value and will be same for each county under the authority's purview

**Mortality rates included utilize provisional data

COUNTY POPULATION

Annual Estimates of the Resident Population for Counties in South Carolina: 2021			
Geographic Area	April 1, 2020 Estimates Base	Population Estimate (as of July 1)	
		2020	2021
South Carolina	5,118,425	5,130,729	5,190,705
Abbeville County, South Carolina	24,295	24,212	24,299
Aiken County, South Carolina	168,808	169,032	170,776
Allendale County, South Carolina	8,039	7,990	7,858
Anderson County, South Carolina	203,718	204,032	206,908
Bamberg County, South Carolina	13,311	13,251	13,189
Barnwell County, South Carolina	20,589	20,567	20,580
Beaufort County, South Carolina	187,117	187,691	191,748
Berkeley County, South Carolina	229,861	231,568	236,701
Calhoun County, South Carolina	14,119	14,125	14,165
Charleston County, South Carolina	408,235	409,418	413,024
Cherokee County, South Carolina	56,216	56,179	56,052
Chester County, South Carolina	32,294	32,276	32,209
Chesterfield County, South Carolina	43,273	43,258	43,268
Clarendon County, South Carolina	31,144	31,093	31,024
Colleton County, South Carolina	38,604	38,543	38,462
Darlington County, South Carolina	62,905	62,833	62,755
Dillon County, South Carolina	28,292	28,284	28,087
Dorchester County, South Carolina	161,540	161,975	163,327
Edgefield County, South Carolina	25,657	25,675	26,153
Fairfield County, South Carolina	20,948	20,858	20,690
Florence County, South Carolina	137,059	136,805	136,504
Georgetown County, South Carolina	63,404	63,440	63,921
Greenville County, South Carolina	525,534	526,980	533,834
Greenwood County, South Carolina	69,351	69,380	69,241
Hampton County, South Carolina	18,561	18,512	18,180
Horry County, South Carolina	351,029	353,498	365,579
Jasper County, South Carolina	28,791	29,073	30,324
Kershaw County, South Carolina	65,403	65,536	66,130
Lancaster County, South Carolina	96,016	96,652	100,336
Laurens County, South Carolina	67,539	67,551	67,803
Lee County, South Carolina	16,531	16,458	16,280
Lexington County, South Carolina	293,991	294,891	300,137

McCormick County, South Carolina	9,526	9,513	9,760
Marion County, South Carolina	29,183	29,043	28,784
Marlboro County, South Carolina	26,667	26,537	26,382
Newberry County, South Carolina	37,719	37,715	37,996
Oconee County, South Carolina	78,607	78,638	79,203
Orangeburg County, South Carolina	84,223	83,958	82,962
Pickens County, South Carolina	131,404	131,602	132,229
Richland County, South Carolina	416,147	416,527	418,307
Saluda County, South Carolina	18,862	18,830	18,821
Spartanburg County, South Carolina	327,997	329,364	335,864
Sumter County, South Carolina	105,556	105,417	104,758
Union County, South Carolina	27,244	27,148	27,016
Williamsburg County, South Carolina	31,026	30,902	30,484
York County, South Carolina	282,090	283,899	288,595

Note: The estimates are developed from a base that incorporates the 2020 Census, Vintage 2020 estimates, and 2020 Demographic Analysis estimates. For population estimates methodology statements, see <http://www.census.gov/programs-surveys/popest/technical-documentation/methodology.html>. The estimates feature geographic boundaries from the Vintage 2020 estimates series; the geographic boundaries for these 2021 population estimates are as of January 1, 2020.

**Annual Estimates of the Resident Population for Counties in South Carolina: April 1, 2020 to July 1, 2021
(CO-EST2021-POP-45)**

Source: U.S. Census Bureau, Population Division

Release Date: March 2022

County Profiles

Measure	Rank	Current Value	Previous Value	Percent Change
---------	------	---------------	----------------	----------------

Alcohol

Domain Rank: 24

Alcohol Hospitalizations	35	82.31	126.78	-35.08%
Binge Drinking	13	14.75	16.60	-11.13%
DUI Crashes	31	102.88	131.71	-21.89%
Heavy Drinking	11	7.65	7.99	-4.32%

Nicotine

Domain Rank: 17

Current Cigarette Smoker	35	15.75	17.42	-9.55%
Current Smokeless Tobacco	13	5.37	4.16	29.08%
Nicotine Hospitalizations	10	1058.48	1194.48	-11.39%

Opioids

Domain Rank: 31

EMS Naloxone Administrations	9	292.19	279.89	4.39%
Opioid Hospitalizations	45	57.62	98.79	-41.68%
Opioid Prescriptions Dispensed	41	424.54	422.18	0.56%
Opioids Overdose Deaths	19	35.70	11.50	210.43%

Social

Domain Rank: 39

Child Maltreatment Investigations (founded	42	10.29	7.79	32.15%
Drug Law Violations	26	88.48	62.56	41.43%
DUI Arrests	25	22.22	29.22	-23.95%
HS Graduation Rate	41	88.61	84.00	5.49%
Unemployment	16	4.00	6.60	-39.39%

Measure	Rank	Current Value	Previous Value	Percent Change
---------	------	---------------	----------------	----------------

Alcohol

Domain Rank: 39

Alcohol Hospitalizations	45	49.19	52.31	-5.97%
Binge Drinking	22	13.47	13.78	-2.28%
DUI Crashes	23	113.01	102.48	10.28%
Heavy Drinking	23	5.86	6.07	-3.49%

Nicotine

Domain Rank: 41

Current Cigarette Smoker	36	15.64	17.11	-8.59%
Current Smokeless Tobacco	30	3.66	4.11	-10.91%
Nicotine Hospitalizations	41	333.48	381.20	-12.52%

Opioids

Domain Rank: 24

EMS Naloxone Administrations	17	240.08	184.23	30.31%
Opioid Hospitalizations	42	104.82	105.45	-0.60%
Opioid Prescriptions Dispensed	28	650.14	647.67	0.38%
Opioids Overdose Deaths	8	45.40	35.90	26.46%

Social

Domain Rank: 44

Child Maltreatment Investigations (founded	35	13.41	17.24	-22.20%
Drug Law Violations	38	64.18	29.50	117.55%
DUI Arrests	32	19.38	16.35	18.55%
HS Graduation Rate	44	90.48	89.00	1.66%
Unemployment	41	2.70	5.00	-46.00%

Measure	Rank	Current Value	Previous Value	Percent Change
---------	------	---------------	----------------	----------------

Alcohol

Domain Rank: 31

Alcohol Hospitalizations	6	139.98	151.76	-7.76%
Binge Drinking	*			
DUI Crashes	45	50.90	74.64	-31.80%
Heavy Drinking	*			

Nicotine

Domain Rank: 43

Current Cigarette Smoker	*			
Current Smokeless Tobacco	*			
Nicotine Hospitalizations	39	357.60	370.69	-3.53%

Opioids

Domain Rank: 42

EMS Naloxone Administrations	31	152.71	87.08	75.38%
Opioid Hospitalizations	40	114.53	124.39	-7.93%
Opioid Prescriptions Dispensed	30	648.26	603.41	7.43%
Opioids Overdose Deaths	38	18.80		

Social

Domain Rank: 33

Child Maltreatment Investigations (founded	43	10.18	13.20	-22.90%
Drug Law Violations	46	25.45	34.83	-26.93%
DUI Arrests	46	10.18	26.12	-61.02%
HS Graduation Rate	5	76.62	72.50	5.68%
Unemployment	2	6.50	9.40	-30.85%

Caution: missing indicator values for multiple domains which may skew ranking

Measure	Rank	Current Value	Previous Value	Percent Change
---------	------	---------------	----------------	----------------

Alcohol

Domain Rank: 38

Alcohol Hospitalizations	38	74.67	76.87	-2.86%
Binge Drinking	24	13.02	12.60	3.26%
DUI Crashes	27	106.81	101.61	5.12%
Heavy Drinking	22	5.88	6.00	-1.99%

Nicotine

Domain Rank: 22

Current Cigarette Smoker	24	19.19	20.12	-4.63%
Current Smokeless Tobacco	25	3.98	4.05	-1.70%
Nicotine Hospitalizations	14	916.06	966.43	-5.21%

Opioids

Domain Rank: 35

EMS Naloxone Administrations	33	148.86	163.95	-9.21%
Opioid Hospitalizations	33	142.09	147.75	-3.83%
Opioid Prescriptions Dispensed	24	703.46	719.73	-2.26%
Opioids Overdose Deaths	31	23.70	24.50	-3.27%

Social

Domain Rank: 40

Child Maltreatment Investigations (founded	14	22.09	22.31	-1.02%
Drug Law Violations	31	80.62	50.31	60.24%
DUI Arrests	35	15.71	15.12	3.89%
HS Graduation Rate	42	88.63	86.29	2.71%
Unemployment	32	2.90	5.90	-50.85%

Measure	Rank	Current Value	Previous Value	Percent Change
---------	------	---------------	----------------	----------------

Alcohol

Domain Rank: 41

Alcohol Hospitalizations	26	98.57	144.99	-32.02%
Binge Drinking	*			
DUI Crashes	34	98.57	120.20	-18.00%
Heavy Drinking	*			

Nicotine

Domain Rank: 39

Current Cigarette Smoker	*			
Current Smokeless Tobacco	*			
Nicotine Hospitalizations	35	438.24	546.16	-19.76%

Opioids

Domain Rank: 40

EMS Naloxone Administrations	45	68.24	45.08	51.39%
Opioid Hospitalizations	35	136.48	187.81	-27.33%
Opioid Prescriptions Dispensed	9	838.50	793.33	5.69%
Opioids Overdose Deaths	43	8.50	28.60	-70.28%

Social

Domain Rank: 7

Child Maltreatment Investigations (founded)	11	24.26	17.98	34.96%
Drug Law Violations	10	130.41	39.82	227.50%
DUI Arrests	20	24.26	25.54	-5.00%
HS Graduation Rate	36	87.50	79.52	10.04%
Unemployment	4	6.40	9.00	-28.89%

Caution: missing indicator values for multiple domains which may skew ranking

Measure	Rank	Current Value	Previous Value	Percent Change
---------	------	---------------	----------------	----------------

Alcohol

Domain Rank: 35

Alcohol Hospitalizations	31	90.38	75.28	20.05%
Binge Drinking	9	15.55	17.70	-12.15%
DUI Crashes	37	82.60	68.00	21.48%
Heavy Drinking	29	5.05		

Nicotine

Domain Rank: 10

Current Cigarette Smoker	3	25.47	23.62	7.83%
Current Smokeless Tobacco	2	7.29	7.79	-6.43%
Nicotine Hospitalizations	36	425.17	409.93	3.72%

Opioids

Domain Rank: 21

EMS Naloxone Administrations	38	121.48	126.28	-3.80%
Opioid Hospitalizations	26	179.79	150.57	19.41%
Opioid Prescriptions Dispensed	7	853.30	873.49	-2.31%
Opioids Overdose Deaths	10	42.70	2.90	1372.41%

Social

Domain Rank: 27

Child Maltreatment Investigations (founded	39	11.66	13.94	-16.34%
Drug Law Violations	33	79.20	56.34	40.58%
DUI Arrests	33	17.98	17.97	0.05%
HS Graduation Rate	14	82.02	85.30	-3.84%
Unemployment	7	5.60	7.40	-24.32%

Measure	Rank	Current Value	Previous Value	Percent Change
---------	------	---------------	----------------	----------------

Alcohol

Domain Rank: 15

Alcohol Hospitalizations	32	88.08	103.84	-15.17%
Binge Drinking	2	18.27	18.58	-1.66%
DUI Crashes	44	67.28	68.41	-1.65%
Heavy Drinking	2	11.74	11.76	-0.15%

Nicotine

Domain Rank: 44

Current Cigarette Smoker	42	13.45	14.02	-4.01%
Current Smokeless Tobacco	39	2.16	2.20	-2.17%
Nicotine Hospitalizations	40	340.86	264.01	29.11%

Opioids

Domain Rank: 39

EMS Naloxone Administrations	28	154.89	148.04	4.63%
Opioid Hospitalizations	36	135.07	135.21	-0.10%
Opioid Prescriptions Dispensed	37	550.27	529.64	3.89%
Opioids Overdose Deaths	30	24.50	20.10	21.89%

Social

Domain Rank: 44

Child Maltreatment Investigations (founded	45	6.99	5.37	30.22%
Drug Law Violations	40	56.74	53.23	6.60%
DUI Arrests	21	23.99	27.42	-12.51%
HS Graduation Rate	40	88.51	86.00	2.92%
Unemployment	38	2.80	5.40	-48.15%

Measure	Rank	Current Value	Previous Value	Percent Change
---------	------	---------------	----------------	----------------

Alcohol

Domain Rank: 12

Alcohol Hospitalizations	29	94.25	92.53	1.86%
Binge Drinking	6	16.49	17.35	-4.95%
DUI Crashes	26	108.15	84.40	28.15%
Heavy Drinking	12	7.29	7.84	-6.99%

Nicotine

Domain Rank: 37

Current Cigarette Smoker	31	17.03	18.90	-9.90%
Current Smokeless Tobacco	37	2.68	2.73	-1.96%
Nicotine Hospitalizations	26	622.22	701.29	-11.28%

Opioids

Domain Rank: 34

EMS Naloxone Administrations	36	135.61	137.47	-1.35%
Opioid Hospitalizations	20	207.01	192.29	7.66%
Opioid Prescriptions Dispensed	38	514.08	511.28	0.55%
Opioids Overdose Deaths	25	28.00	17.70	58.19%

Social

Domain Rank: 41

Child Maltreatment Investigations (founded)	41	10.86	13.26	-18.14%
Drug Law Violations	41	53.49	63.95	-16.36%
DUI Arrests	30	19.65	19.23	2.16%
HS Graduation Rate	18	83.83	84.00	-0.20%
Unemployment	32	2.90	5.60	-48.21%

Measure	Rank	Current Value	Previous Value	Percent Change
---------	------	---------------	----------------	----------------

Alcohol

Domain Rank: 10

Alcohol Hospitalizations	30	92.48	116.86	-20.86%
Binge Drinking	*			
DUI Crashes	2	211.79	99.16	113.59%
Heavy Drinking	*			

Nicotine

Domain Rank: 46

Current Cigarette Smoker	*			
Current Smokeless Tobacco	*			
Nicotine Hospitalizations	44	257.68	356.97	-27.81%

Opioids

Domain Rank: 43

EMS Naloxone Administrations	40	112.95	155.82	-27.51%
Opioid Hospitalizations	37	134.13	56.66	136.73%
Opioid Prescriptions Dispensed	45	220.47	205.58	7.24%
Opioids Overdose Deaths	28	24.60	9.30	164.52%

Social

Domain Rank: 36

Child Maltreatment Investigations (founded	10	24.71	15.12	63.46%
Drug Law Violations	30	81.89	56.66	44.53%
DUI Arrests	43	12.71	9.21	37.97%
HS Graduation Rate	43	88.89	87.50	1.59%
Unemployment	13	4.20	6.10	-31.15%

Caution: missing indicator values for multiple domains which may skew ranking

Measure	Rank	Current Value	Previous Value	Percent Change
---------	------	---------------	----------------	----------------

Alcohol

Domain Rank: 3

Alcohol Hospitalizations	3	149.80	155.13	-3.44%
Binge Drinking	1	24.11	24.75	-2.59%
DUI Crashes	39	80.87	81.82	-1.16%
Heavy Drinking	1	11.78	12.48	-5.64%

Nicotine

Domain Rank: 42

Current Cigarette Smoker	41	13.97	14.92	-6.40%
Current Smokeless Tobacco	36	2.80	2.77	1.21%
Nicotine Hospitalizations	31	539.68	588.93	-8.36%

Opioids

Domain Rank: 18

EMS Naloxone Administrations	13	259.79	221.69	17.19%
Opioid Hospitalizations	18	218.63	218.99	-0.16%
Opioid Prescriptions Dispensed	31	638.50	614.81	3.85%
Opioids Overdose Deaths	18	35.80	38.00	-5.79%

Social

Domain Rank: 32

Child Maltreatment Investigations (founded	27	16.20	15.81	2.42%
Drug Law Violations	24	96.70	55.38	74.61%
DUI Arrests	22	23.90	25.13	-4.91%
HS Graduation Rate	25	85.13	84.00	1.35%
Unemployment	32	2.90	6.30	-53.97%

Measure	Rank	Current Value	Previous Value	Percent Change
---------	------	---------------	----------------	----------------

Alcohol

Domain Rank: 42

Alcohol Hospitalizations	41	67.79	74.89	-9.47%
Binge Drinking	41	7.80	8.62	-9.48%
DUI Crashes	5	153.43	126.30	21.48%
Heavy Drinking	37	3.23		

Nicotine

Domain Rank: 2

Current Cigarette Smoker	6	22.71		
Current Smokeless Tobacco	3	7.09		
Nicotine Hospitalizations	9	1153.93	1558.81	-25.97%

Opioids

Domain Rank: 29

EMS Naloxone Administrations	25	176.62	120.96	46.01%
Opioid Hospitalizations	27	174.84	131.64	32.82%
Opioid Prescriptions Dispensed	13	803.52	822.13	-2.26%
Opioids Overdose Deaths	44	8.30	7.20	15.28%

Social

Domain Rank: 6

Child Maltreatment Investigations (founded)	2	34.25	33.50	2.26%
Drug Law Violations	9	130.77	83.07	57.42%
DUI Arrests	26	21.59	22.59	-4.44%
HS Graduation Rate	24	84.60	83.00	1.93%
Unemployment	13	4.20	8.10	-48.15%

Measure	Rank	Current Value	Previous Value	Percent Change
---------	------	---------------	----------------	----------------

Alcohol

Domain Rank: 2

Alcohol Hospitalizations	12	125.43	96.30	30.25%
Binge Drinking	14	14.67	17.08	-14.15%
DUI Crashes	7	152.13	123.86	22.82%
Heavy Drinking	7	8.83	10.59	-16.62%

Nicotine

Domain Rank: 4

Current Cigarette Smoker	4	25.07	24.01	4.42%
Current Smokeless Tobacco	18	4.50	4.47	0.57%
Nicotine Hospitalizations	3	1725.92	1799.72	-4.10%

Opioids

Domain Rank: 8

EMS Naloxone Administrations	8	301.16	272.50	10.52%
Opioid Hospitalizations	16	223.54	191.99	16.44%
Opioid Prescriptions Dispensed	22	709.34	701.54	1.11%
Opioids Overdose Deaths	13	40.40	26.50	52.45%

Social

Domain Rank: 1

Child Maltreatment Investigations (founded	4	31.98	33.51	-4.56%
Drug Law Violations	12	128.23	86.39	48.43%
DUI Arrests	16	30.12	26.63	13.09%
HS Graduation Rate	8	79.57	84.00	-5.27%
Unemployment	8	5.20	8.90	-41.57%

Measure	Rank	Current Value	Previous Value	Percent Change
---------	------	---------------	----------------	----------------

Alcohol

Domain Rank: 46

Alcohol Hospitalizations	37	74.88	86.43	-13.36%
Binge Drinking	38	8.35	6.37	31.16%
DUI Crashes	41	78.58	94.75	-17.06%
Heavy Drinking	39	3.01	3.03	-0.57%

Nicotine

Domain Rank: 13

Current Cigarette Smoker	15	20.22	18.54	9.06%
Current Smokeless Tobacco	7	6.01	5.88	2.17%
Nicotine Hospitalizations	23	732.87	1033.67	-29.10%

Opioids

Domain Rank: 25

EMS Naloxone Administrations	43	85.51	87.81	-2.62%
Opioid Hospitalizations	28	166.40	212.60	-21.73%
Opioid Prescriptions Dispensed	14	802.05	765.71	4.75%
Opioids Overdose Deaths	15	38.10	15.80	141.14%

Social

Domain Rank: 24

Child Maltreatment Investigations (founded	16	20.34	25.22	-19.34%
Drug Law Violations	17	115.10	103.30	11.42%
DUI Arrests	40	14.10	20.57	-31.46%
HS Graduation Rate	31	86.76	83.00	4.53%
Unemployment	16	4.00	6.10	-34.43%

Measure	Rank	Current Value	Previous Value	Percent Change
---------	------	---------------	----------------	----------------

Alcohol

Domain Rank: 9

Alcohol Hospitalizations	19	111.53	124.58	-10.48%
Binge Drinking	26	12.37	10.12	22.13%
DUI Crashes	9	148.27	128.44	15.44%
Heavy Drinking	9	7.71	5.87	31.28%

Nicotine

Domain Rank: 10

Current Cigarette Smoker	19	19.87	17.05	16.57%
Current Smokeless Tobacco	1	8.27	6.72	23.16%
Nicotine Hospitalizations	21	804.54	1195.74	-32.72%

Opioids

Domain Rank: 25

EMS Naloxone Administrations	29	154.72	183.02	-15.46%
Opioid Hospitalizations	29	161.17	157.33	2.44%
Opioid Prescriptions Dispensed	20	727.86	709.56	2.58%
Opioids Overdose Deaths	22	32.40	3.50	825.71%

Social

Domain Rank: 5

Child Maltreatment Investigations (founded	6	27.08	18.55	45.93%
Drug Law Violations	3	187.60	82.20	128.22%
DUI Arrests	18	25.46	23.44	8.64%
HS Graduation Rate	32	86.85	81.25	6.88%
Unemployment	15	4.10	6.80	-39.71%

Measure	Rank	Current Value	Previous Value	Percent Change
---------	------	---------------	----------------	----------------

Alcohol

Domain Rank: 5

Alcohol Hospitalizations	5	146.90	135.22	8.64%
Binge Drinking	12	14.81	15.34	-3.45%
DUI Crashes	8	150.80	202.05	-25.37%
Heavy Drinking	21	5.88	7.43	-20.83%

Nicotine

Domain Rank: 7

Current Cigarette Smoker	18	19.93	20.02	-0.46%
Current Smokeless Tobacco	14	5.18	4.91	5.49%
Nicotine Hospitalizations	6	1262.28	1391.82	-9.31%

Opioids

Domain Rank: 15

EMS Naloxone Administrations	22	202.80	129.52	56.58%
Opioid Hospitalizations	12	265.20	341.93	-22.44%
Opioid Prescriptions Dispensed	5	908.01	947.41	-4.16%
Opioids Overdose Deaths	34	20.60	10.30	100.00%

Social

Domain Rank: 15

Child Maltreatment Investigations (founded	7	27.04	35.22	-23.22%
Drug Law Violations	18	112.84	51.03	121.12%
DUI Arrests	38	14.82	20.72	-28.48%
HS Graduation Rate	3	75.00	85.00	-11.76%
Unemployment	27	3.40	6.10	-44.26%

Measure	Rank	Current Value	Previous Value	Percent Change
---------	------	---------------	----------------	----------------

Alcohol

Domain Rank: 18

Alcohol Hospitalizations	13	123.66	152.61	-18.97%
Binge Drinking	30	11.58	11.10	4.26%
DUI Crashes	15	138.63	119.23	16.28%
Heavy Drinking	28	5.08	4.30	18.20%

Nicotine

Domain Rank: 19

Current Cigarette Smoker	22	19.57	19.40	0.88%
Current Smokeless Tobacco	29	3.85	3.12	23.19%
Nicotine Hospitalizations	11	1052.98	1123.92	-6.31%

Opioids

Domain Rank: 22

EMS Naloxone Administrations	35	141.82	125.59	12.93%
Opioid Hospitalizations	8	310.73	333.84	-6.92%
Opioid Prescriptions Dispensed	2	1133.73	1095.88	3.45%
Opioids Overdose Deaths	41	17.80	9.10	95.60%

Social

Domain Rank: 9

Child Maltreatment Investigations -founded	3	32.51	25.11	29.46%
Drug Law Violations	6	138.16	95.22	45.09%
DUI Arrests	7	39.68	43.08	-7.90%
HS Graduation Rate	45	91.47	89.43	2.28%
Unemployment	24	3.80	6.50	-41.54%

Measure	Rank	Current Value	Previous Value	Percent Change
---------	------	---------------	----------------	----------------

Alcohol

Domain Rank: 43

Alcohol Hospitalizations	10	132.45	111.34	18.96%
Binge Drinking	42	5.61	6.32	-11.34%
DUI Crashes	43	67.65	102.50	-34.00%
Heavy Drinking	32	4.63	4.23	9.41%

Nicotine

Domain Rank: 3

Current Cigarette Smoker	7	22.22	23.60	-5.85%
Current Smokeless Tobacco	10	5.69	4.24	34.08%
Nicotine Hospitalizations	5	1378.22	2198.50	-37.31%

Opioids

Domain Rank: 1

EMS Naloxone Administrations	6	323.99	318.11	1.85%
Opioid Hospitalizations	3	398.76	346.39	15.12%
Opioid Prescriptions Dispensed	4	1001.89	970.07	3.28%
Opioids Overdose Deaths	2	64.60	60.00	7.67%

Social

Domain Rank: 8

Child Maltreatment Investigations (founded	5	31.33	22.39	39.92%
Drug Law Violations	4	156.30	42.06	271.61%
DUI Arrests	37	14.95	22.62	-33.89%
HS Graduation Rate	23	84.48	86.48	-2.32%
Unemployment	8	5.20	6.10	-14.75%

Measure	Rank	Current Value	Previous Value	Percent Change
---------	------	---------------	----------------	----------------

Alcohol

Domain Rank: 17

Alcohol Hospitalizations	21	106.35	103.01	3.24%
Binge Drinking	7	16.39	17.33	-5.45%
DUI Crashes	40	80.82	69.33	16.57%
Heavy Drinking	16	6.14	8.04	-23.59%

Nicotine

Domain Rank: 29

Current Cigarette Smoker	26	18.80	18.54	1.39%
Current Smokeless Tobacco	33	3.19	3.28	-2.51%
Nicotine Hospitalizations	24	687.27	764.70	-10.13%

Opioids

Domain Rank: 36

EMS Naloxone Administrations	42	105.31	125.05	-15.78%
Opioid Hospitalizations	17	221.03	265.57	-16.77%
Opioid Prescriptions Dispensed	23	709.03	693.62	2.22%
Opioids Overdose Deaths	40	18.10	20.60	-12.14%

Social

Domain Rank: 41

Child Maltreatment Investigations (founded)	25	16.78	14.78	13.49%
Drug Law Violations	14	125.52	52.74	137.99%
DUI Arrests	42	13.53	14.05	-3.69%
HS Graduation Rate	46	92.08	89.30	3.11%
Unemployment	32	2.90	5.80	-50.00%

Measure	Rank	Current Value	Previous Value	Percent Change
---------	------	---------------	----------------	----------------

Alcohol

Domain Rank: 18

Alcohol Hospitalizations	42	66.53	47.94	38.78%
Binge Drinking	11	14.84	16.87	-12.00%
DUI Crashes	30	103.24	148.11	-30.29%
Heavy Drinking	3	11.14	14.43	-22.82%

Nicotine

Domain Rank: 27

Current Cigarette Smoker	34	16.34	16.67	-1.95%
Current Smokeless Tobacco	9	5.94	5.42	9.59%
Nicotine Hospitalizations	28	596.11	596.72	-0.10%

Opioids

Domain Rank: 44

EMS Naloxone Administrations	41	110.89	124.72	-11.09%
Opioid Hospitalizations	43	76.47	58.46	30.80%
Opioid Prescriptions Dispensed	43	395.94	384.26	3.04%
Opioids Overdose Deaths	42	17.00	13.40	26.87%

Social

Domain Rank: 11

Child Maltreatment Investigations (founded	23	18.35	11.80	55.55%
Drug Law Violations	13	125.80	9.35	1245.44%
DUI Arrests	9	33.27	22.61	47.13%
HS Graduation Rate	17	82.80	86.00	-3.72%
Unemployment	42	2.60	5.10	-49.02%

Measure	Rank	Current Value	Previous Value	Percent Change
---------	------	---------------	----------------	----------------

Alcohol

Domain Rank: 1

Alcohol Hospitalizations	1	211.21	178.06	18.62%
Binge Drinking	*			
DUI Crashes	18	125.66	143.21	-12.25%
Heavy Drinking	*			

Nicotine

Domain Rank: 8

Current Cigarette Smoker	*			
Current Smokeless Tobacco	*			
Nicotine Hospitalizations	13	927.02	1244.51	-25.51%

Opioids

Domain Rank: 23

EMS Naloxone Administrations	1	734.65	515.56	42.50%
Opioid Hospitalizations	6	328.66	219.59	49.67%
Opioid Prescriptions Dispensed	42	405.56	381.57	6.29%
Opioids Overdose Deaths	39	18.50	37.30	-50.40%

Social

Domain Rank: 11

Child Maltreatment Investigations (founded	33	14.02	10.88	28.83%
Drug Law Violations	25	88.93	56.33	57.88%
DUI Arrests	15	30.45	29.60	2.87%
HS Graduation Rate	7	78.13	86.00	-9.16%
Unemployment	8	5.20	7.90	-34.18%

Caution: missing indicator values for multiple domains which may skew ranking

Measure	Rank	Current Value	Previous Value	Percent Change
---------	------	---------------	----------------	----------------

Alcohol

Domain Rank: 28

Alcohol Hospitalizations	11	127.98	153.29	-16.51%
Binge Drinking	34	9.62	10.40	-7.55%
DUI Crashes	14	142.85	135.71	5.26%
Heavy Drinking	38	3.20	4.57	-30.02%

Nicotine

Domain Rank: 22

Current Cigarette Smoker	27	18.45	19.93	-7.44%
Current Smokeless Tobacco	28	3.86	3.66	5.68%
Nicotine Hospitalizations	8	1213.44	1347.67	-9.96%

Opioids

Domain Rank: 6

EMS Naloxone Administrations	34	142.85	123.30	15.85%
Opioid Hospitalizations	4	366.29	326.14	12.31%
Opioid Prescriptions Dispensed	3	1054.28	1082.96	-2.65%
Opioids Overdose Deaths	7	46.20	35.40	30.51%

Social

Domain Rank: 27

Child Maltreatment Investigations (founded	22	18.46	16.64	10.92%
Drug Law Violations	22	107.91	66.76	61.64%
DUI Arrests	28	20.59	26.70	-22.90%
HS Graduation Rate	27	85.80	81.25	5.60%
Unemployment	27	3.40	5.60	-39.29%

Measure	Rank	Current Value	Previous Value	Percent Change
---------	------	---------------	----------------	----------------

Alcohol

Domain Rank: 14

Alcohol Hospitalizations	25	99.81	127.75	-21.87%
Binge Drinking	23	13.07	12.24	6.78%
DUI Crashes	24	112.64	99.36	13.36%
Heavy Drinking	6	8.96	8.83	1.42%

Nicotine

Domain Rank: 25

Current Cigarette Smoker	11	20.76	20.70	0.30%
Current Smokeless Tobacco	17	4.68	5.62	-16.61%
Nicotine Hospitalizations	38	407.85	466.22	-12.52%

Opioids

Domain Rank: 3

EMS Naloxone Administrations	5	326.97	313.86	4.18%
Opioid Hospitalizations	1	655.50	575.67	13.87%
Opioid Prescriptions Dispensed	19	728.49	767.07	-5.03%
Opioids Overdose Deaths	3	60.40	51.70	16.83%

Social

Domain Rank: 30

Child Maltreatment Investigations (founded	38	12.52	18.31	-31.65%
Drug Law Violations	32	80.57	54.73	47.21%
DUI Arrests	4	45.21	43.06	5.00%
HS Graduation Rate	35	87.21	86.00	1.40%
Unemployment	20	3.90	7.50	-48.00%

Measure	Rank	Current Value	Previous Value	Percent Change
---------	------	---------------	----------------	----------------

Alcohol

Domain Rank: 35

Alcohol Hospitalizations	28	97.43	88.16	10.51%
Binge Drinking	31	11.49	12.09	-4.96%
DUI Crashes	17	126.44	118.74	6.49%
Heavy Drinking	30	5.01	5.83	-14.04%

Nicotine

Domain Rank: 33

Current Cigarette Smoker	40	13.99	15.32	-8.69%
Current Smokeless Tobacco	19	4.44	4.29	3.56%
Nicotine Hospitalizations	30	556.91	428.84	29.87%

Opioids

Domain Rank: 18

EMS Naloxone Administrations	19	232.09	198.66	16.83%
Opioid Hospitalizations	25	181.14	158.32	14.42%
Opioid Prescriptions Dispensed	25	688.06	694.14	-0.88%
Opioids Overdose Deaths	11	41.80	28.10	48.75%

Social

Domain Rank: 21

Child Maltreatment Investigations (founded	26	16.22	16.68	-2.72%
Drug Law Violations	5	142.29	104.33	36.39%
DUI Arrests	13	32.11	28.09	14.30%
HS Graduation Rate	22	84.35	84.27	0.09%
Unemployment	38	2.80	5.70	-50.88%

Measure	Rank	Current Value	Previous Value	Percent Change
---------	------	---------------	----------------	----------------

Alcohol

Domain Rank: 6

Alcohol Hospitalizations	9	133.16	142.75	-6.72%
Binge Drinking	16	14.55	15.08	-3.52%
DUI Crashes	6	153.09	142.75	7.24%
Heavy Drinking	20	5.89	5.23	12.59%

Nicotine

Domain Rank: 5

Current Cigarette Smoker	8	21.84	21.03	3.86%
Current Smokeless Tobacco	20	4.39	4.22	4.02%
Nicotine Hospitalizations	4	1391.66	1391.04	0.04%

Opioids

Domain Rank: 7

EMS Naloxone Administrations	24	192.08	265.32	-27.60%
Opioid Hospitalizations	14	257.07	286.95	-10.41%
Opioid Prescriptions Dispensed	11	810.47	798.87	1.45%
Opioids Overdose Deaths	4	59.30	47.80	24.06%

Social

Domain Rank: 2

Child Maltreatment Investigations (founded	21	18.78	18.71	0.33%
Drug Law Violations	2	190.49	151.69	25.58%
DUI Arrests	3	50.26	49.46	1.62%
HS Graduation Rate	20	83.98	83.16	0.98%
Unemployment	20	3.90	6.40	-39.06%

Measure	Rank	Current Value	Previous Value	Percent Change
---------	------	---------------	----------------	----------------

Alcohol

Domain Rank: 21

Alcohol Hospitalizations	8	135.31	144.93	-6.63%
Binge Drinking	5	17.13	18.55	-7.67%
DUI Crashes	42	77.01	113.14	-31.94%
Heavy Drinking	34	4.26	4.87	-12.54%

Nicotine

Domain Rank: 28

Current Cigarette Smoker	9	21.77	27.73	-21.50%
Current Smokeless Tobacco	41	1.92	3.12	-38.52%
Nicotine Hospitalizations	27	620.46	507.52	22.25%

Opioids

Domain Rank: 12

EMS Naloxone Administrations	16	242.02	145.47	66.38%
Opioid Hospitalizations	7	313.53	215.51	45.49%
Opioid Prescriptions Dispensed	8	847.03	846.78	0.03%
Opioids Overdose Deaths	36	19.50	26.50	-26.42%

Social

Domain Rank: 43

Child Maltreatment Investigations (founded	31	14.30	18.28	-21.76%
Drug Law Violations	29	82.51	36.64	125.19%
DUI Arrests	45	11.55	14.55	-20.61%
HS Graduation Rate	26	85.71	86.91	-1.38%
Unemployment	32	2.90	5.00	-42.00%

Measure	Rank	Current Value	Previous Value	Percent Change
---------	------	---------------	----------------	----------------

Alcohol

Domain Rank: 7

Alcohol Hospitalizations	15	120.14	132.78	-9.52%
Binge Drinking	19	14.13	14.32	-1.29%
DUI Crashes	10	148.26	142.15	4.29%
Heavy Drinking	8	8.37	9.21	-9.05%

Nicotine

Domain Rank: 18

Current Cigarette Smoker	14	20.27	21.72	-6.70%
Current Smokeless Tobacco	26	3.93	4.13	-5.05%
Nicotine Hospitalizations	19	828.38	1026.64	-19.31%

Opioids

Domain Rank: 2

EMS Naloxone Administrations	4	332.62	309.66	7.42%
Opioid Hospitalizations	2	399.91	397.97	0.49%
Opioid Prescriptions Dispensed	15	782.81	770.11	1.65%
Opioids Overdose Deaths	1	68.50	55.00	24.55%

Social

Domain Rank: 16

Child Maltreatment Investigations (founded	29	15.29	15.30	-0.04%
Drug Law Violations	21	108.43	88.11	23.06%
DUI Arrests	8	37.17	34.33	8.28%
HS Graduation Rate	16	82.63	82.00	0.77%
Unemployment	16	4.00	8.60	-53.49%

Measure	Rank	Current Value	Previous Value	Percent Change
---------	------	---------------	----------------	----------------

Alcohol

Domain Rank: 21

Alcohol Hospitalizations	40	70.24	102.46	-31.45%
Binge Drinking	21	13.62	15.04	-9.42%
DUI Crashes	3	204.46	138.93	47.16%
Heavy Drinking	25	5.54	7.21	-23.18%

Nicotine

Domain Rank: 26

Current Cigarette Smoker	17	20.09	22.01	-8.73%
Current Smokeless Tobacco	21	4.23	4.77	-11.33%
Nicotine Hospitalizations	29	571.16	260.15	119.55%

Opioids

Domain Rank: 13

EMS Naloxone Administrations	3	530.93	399.43	32.92%
Opioid Hospitalizations	22	194.57	166.72	16.70%
Opioid Prescriptions Dispensed	27	653.34	530.90	23.06%
Opioids Overdose Deaths	16	37.30	77.60	-51.93%

Social

Domain Rank: 26

Child Maltreatment Investigations (founded	44	9.89	8.55	15.74%
Drug Law Violations	20	108.49	70.86	53.11%
DUI Arrests	2	53.75	37.51	43.30%
HS Graduation Rate	19	83.95	72.50	15.79%
Unemployment	42	2.60	5.10	-49.02%

Measure	Rank	Current Value	Previous Value	Percent Change
---------	------	---------------	----------------	----------------

Alcohol

Domain Rank: 33

Alcohol Hospitalizations	24	101.77	94.80	7.36%
Binge Drinking	40	7.88	10.28	-23.39%
DUI Crashes	28	104.34	116.20	-10.21%
Heavy Drinking	13	6.90	7.29	-5.41%

Nicotine

Domain Rank: 32

Current Cigarette Smoker	38	14.55	14.23	2.19%
Current Smokeless Tobacco	32	3.34	4.41	-24.30%
Nicotine Hospitalizations	17	855.89	946.90	-9.61%

Opioids

Domain Rank: 18

EMS Naloxone Administrations	23	196.58	137.61	42.86%
Opioid Hospitalizations	10	269.17	250.75	7.34%
Opioid Prescriptions Dispensed	26	678.92	660.73	2.75%
Opioids Overdose Deaths	21	33.00	45.10	-26.83%

Social

Domain Rank: 19

Child Maltreatment Investigations (founded	20	20.11	13.93	44.36%
Drug Law Violations	15	119.92	84.55	41.83%
DUI Arrests	14	30.85	39.14	-21.18%
HS Graduation Rate	30	86.37	86.00	0.43%
Unemployment	31	3.10	5.30	-41.51%

Measure	Rank	Current Value	Previous Value	Percent Change
---------	------	---------------	----------------	----------------

Alcohol

Domain Rank: 45

Alcohol Hospitalizations	44	54.02	53.64	0.71%
Binge Drinking	33	10.88	10.57	2.94%
DUI Crashes	38	81.73	99.98	-18.26%
Heavy Drinking	33	4.50	5.30	-15.05%

Nicotine

Domain Rank: 19

Current Cigarette Smoker	29	17.70	17.70	-0.01%
Current Smokeless Tobacco	8	6.00	6.52	-7.93%
Nicotine Hospitalizations	25	652.71	810.28	-19.45%

Opioids

Domain Rank: 25

EMS Naloxone Administrations	18	233.22	295.78	-21.15%
Opioid Hospitalizations	41	112.62	153.10	-26.44%
Opioid Prescriptions Dispensed	35	570.14	589.37	-3.26%
Opioids Overdose Deaths	6	52.30	46.60	12.23%

Social

Domain Rank: 24

Child Maltreatment Investigations (founded	17	20.33	25.17	-19.21%
Drug Law Violations	28	86.81	60.51	43.46%
DUI Arrests	44	12.26	13.02	-5.85%
HS Graduation Rate	15	82.44	83.00	-0.67%
Unemployment	20	3.90	6.90	-43.48%

Measure	Rank	Current Value	Previous Value	Percent Change
---------	------	---------------	----------------	----------------

Alcohol

Domain Rank: 25

Alcohol Hospitalizations	14	121.23	98.46	23.13%
Binge Drinking	35	9.61	8.71	10.41%
DUI Crashes	11	144.54	164.35	-12.06%
Heavy Drinking	31	4.77	6.03	-20.87%

Nicotine

Domain Rank: 6

Current Cigarette Smoker	2	25.83	28.58	-9.62%
Current Smokeless Tobacco	15	4.97	5.28	-5.73%
Nicotine Hospitalizations	20	813.24	466.84	74.20%

Opioids

Domain Rank: 14

EMS Naloxone Administrations	7	305.30	273.92	11.46%
Opioid Hospitalizations	13	261.05	229.50	13.75%
Opioid Prescriptions Dispensed	36	564.31	568.73	-0.78%
Opioids Overdose Deaths	14	39.40	45.80	-13.97%

Social

Domain Rank: 4

Child Maltreatment Investigations (founded	12	24.19	22.24	8.74%
Drug Law Violations	8	137.31	94.32	45.58%
DUI Arrests	5	43.66	41.75	4.56%
HS Graduation Rate	13	81.57	79.33	2.83%
Unemployment	25	3.50	6.90	-49.28%

Measure	Rank	Current Value	Previous Value	Percent Change
---------	------	---------------	----------------	----------------

Alcohol

Domain Rank: 29

Alcohol Hospitalizations	4	148.03	123.40	19.96%
Binge Drinking	36	9.15		
DUI Crashes	16	135.14	133.08	1.54%
Heavy Drinking	42	2.06		

Nicotine

Domain Rank: 30

Current Cigarette Smoker	33	16.40		
Current Smokeless Tobacco	35	2.81		
Nicotine Hospitalizations	16	872.85	932.79	-6.43%

Opioids

Domain Rank: 30

EMS Naloxone Administrations	12	264.13	151.23	74.65%
Opioid Hospitalizations	23	190.42	120.98	57.39%
Opioid Prescriptions Dispensed	40	435.87	433.99	0.43%
Opioids Overdose Deaths	35	20.30	16.70	21.56%

Social

Domain Rank: 23

Child Maltreatment Investigations (founded)	15	20.88	55.09	-62.09%
Drug Law Violations	36	69.41	47.18	47.12%
DUI Arrests	19	24.57	21.17	16.06%
HS Graduation Rate	38	88.28	92.50	-4.56%
Unemployment	12	4.90	7.60	-35.53%

Measure	Rank	Current Value	Previous Value	Percent Change
---------	------	---------------	----------------	----------------

Alcohol

Domain Rank: 13

Alcohol Hospitalizations	33	86.13	80.55	6.93%
Binge Drinking	3	17.89	17.84	0.29%
DUI Crashes	35	98.29	97.96	0.33%
Heavy Drinking	5	8.99	8.86	1.45%

Nicotine

Domain Rank: 36

Current Cigarette Smoker	20	19.80	19.84	-0.19%
Current Smokeless Tobacco	27	3.87	3.83	1.10%
Nicotine Hospitalizations	45	224.63	283.75	-20.84%

Opioids

Domain Rank: 28

EMS Naloxone Administrations	27	162.59	143.88	13.00%
Opioid Hospitalizations	32	148.60	177.56	-16.31%
Opioid Prescriptions Dispensed	18	771.80	741.95	4.02%
Opioids Overdose Deaths	24	29.10	32.60	-10.74%

Social

Domain Rank: 33

Child Maltreatment Investigations (founded	36	13.23	13.92	-4.96%
Drug Law Violations	19	110.12	56.16	96.08%
DUI Arrests	11	32.59	27.86	16.96%
HS Graduation Rate	33	86.91	85.69	1.42%
Unemployment	45	2.50	4.40	-43.18%

Measure	Rank	Current Value	Previous Value	Percent Change
---------	------	---------------	----------------	----------------

Alcohol

Domain Rank: 4

Alcohol Hospitalizations	22	105.53	28.10	275.58%
Binge Drinking	18	14.14	13.89	1.80%
DUI Crashes	1	348.36	113.08	208.07%
Heavy Drinking	4	10.23	4.65	119.94%

Nicotine

Domain Rank: 10

Current Cigarette Smoker	10	20.79	20.88	-0.47%
Current Smokeless Tobacco	24	4.15	4.07	1.88%
Nicotine Hospitalizations	7	1232.58	209.71	487.75%

Opioids

Domain Rank: 4

EMS Naloxone Administrations	2	706.97	239.87	194.73%
Opioid Hospitalizations	21	204.92	20.56	896.69%
Opioid Prescriptions Dispensed	1	2266.80	793.35	185.72%
Opioids Overdose Deaths	*		31.80	

Social

Domain Rank: 13

Child Maltreatment Investigations (founded	13	23.97	18.57	29.10%
Drug Law Violations	39	58.40	44.55	31.09%
DUI Arrests	31	19.47	28.10	-30.72%
HS Graduation Rate	12	81.53		
Unemployment	5	5.90	6.70	-11.94%

Measure	Rank	Current Value	Previous Value	Percent Change
---------	------	---------------	----------------	----------------

Alcohol

Domain Rank: 8

Alcohol Hospitalizations	2	197.33	181.87	8.50%
Binge Drinking	17	14.25	11.84	20.37%
DUI Crashes	19	125.07	97.50	28.28%
Heavy Drinking	24	5.80	4.62	25.49%

Nicotine

Domain Rank: 9

Current Cigarette Smoker	16	20.19	21.32	-5.33%
Current Smokeless Tobacco	23	4.18	2.57	62.55%
Nicotine Hospitalizations	1	1977.14	2197.85	-10.04%

Opioids

Domain Rank: 17

EMS Naloxone Administrations	21	204.97	198.75	3.13%
Opioid Hospitalizations	9	302.25	416.24	-27.39%
Opioid Prescriptions Dispensed	21	719.60	836.01	-13.92%
Opioids Overdose Deaths	26	27.60	19.20	43.75%

Social

Domain Rank: 14

Child Maltreatment Investigations (founded	46	3.41	2.74	24.67%
Drug Law Violations	42	48.29	28.12	71.73%
DUI Arrests	23	22.58	22.50	0.36%
HS Graduation Rate	10	81.12	75.00	8.17%
Unemployment	1	7.30	7.80	-6.41%

Measure	Rank	Current Value	Previous Value	Percent Change
---------	------	---------------	----------------	----------------

Alcohol

Domain Rank: 44

Alcohol Hospitalizations	46	21.61	180.56	-88.03%
Binge Drinking	32	11.23		
DUI Crashes	46	30.32	52.49	-42.23%
Heavy Drinking	19	6.02		

Nicotine

Domain Rank: 22

Current Cigarette Smoker	5	24.81	16.90	46.82%
Current Smokeless Tobacco	12	5.43	2.44	122.21%
Nicotine Hospitalizations	46	116.37	2699.98	-95.69%

Opioids

Domain Rank: 45

EMS Naloxone Administrations	46	64.44	115.47	-44.20%
Opioid Hospitalizations	46	45.49	398.91	-88.60%
Opioid Prescriptions Dispensed	46	119.40	335.10	-64.37%
Opioids Overdose Deaths	37	19.20	9.40	104.26%

Social

Domain Rank: 33

Child Maltreatment Investigations (founded)	1	64.55	98.62	-34.55%
Drug Law Violations	45	34.11	29.39	16.07%
DUI Arrests	24	22.36	16.80	33.12%
HS Graduation Rate	11	81.13	80.00	1.42%
Unemployment	16	4.00	9.80	-59.18%

Measure	Rank	Current Value	Previous Value	Percent Change
---------	------	---------------	----------------	----------------

Alcohol

Domain Rank: 25

Alcohol Hospitalizations	36	80.53	88.28	-8.78%
Binge Drinking	15	14.62	14.58	0.33%
DUI Crashes	4	157.91	177.63	-11.10%
Heavy Drinking	36	4.08	4.08	-0.01%

Nicotine

Domain Rank: 19

Current Cigarette Smoker	12	20.49	20.80	-1.50%
Current Smokeless Tobacco	38	2.68	2.86	-6.36%
Nicotine Hospitalizations	12	935.62	1079.83	-13.35%

Opioids

Domain Rank: 36

EMS Naloxone Administrations	39	121.07	156.42	-22.60%
Opioid Hospitalizations	34	136.86	116.65	17.32%
Opioid Prescriptions Dispensed	17	772.95	756.64	2.16%
Opioids Overdose Deaths	32	22.70	23.30	-2.58%

Social

Domain Rank: 18

Child Maltreatment Investigations (founded	24	17.37	19.25	-9.76%
Drug Law Violations	1	224.23	213.95	4.81%
DUI Arrests	1	58.69	63.89	-8.14%
HS Graduation Rate	28	85.92	88.00	-2.36%
Unemployment	42	2.60	4.80	-45.83%

Measure	Rank	Current Value	Previous Value	Percent Change
---------	------	---------------	----------------	----------------

Alcohol

Domain Rank: 20

Alcohol Hospitalizations	16	119.31	100.37	18.87%
Binge Drinking	20	13.72	13.96	-1.69%
DUI Crashes	25	108.58	114.49	-5.16%
Heavy Drinking	27	5.16	5.57	-7.38%

Nicotine

Domain Rank: 15

Current Cigarette Smoker	13	20.41	20.84	-2.09%
Current Smokeless Tobacco	4	6.77	7.06	-4.07%
Nicotine Hospitalizations	32	507.94	417.65	21.62%

Opioids

Domain Rank: 16

EMS Naloxone Administrations	32	151.51	119.58	26.70%
Opioid Hospitalizations	15	249.99	194.64	28.44%
Opioid Prescriptions Dispensed	6	868.88	875.15	-0.72%
Opioids Overdose Deaths	23	31.50	16.10	95.65%

Social

Domain Rank: 29

Child Maltreatment Investigations (founded	18	20.33	18.87	7.72%
Drug Law Violations	27	87.37	56.87	53.63%
DUI Arrests	27	20.96	15.77	32.90%
HS Graduation Rate	21	84.27	84.00	0.32%
Unemployment	32	2.90	5.40	-46.30%

Measure	Rank	Current Value	Previous Value	Percent Change
---------	------	---------------	----------------	----------------

Alcohol

Domain Rank: 21

Alcohol Hospitalizations	23	102.94	120.39	-14.50%
Binge Drinking	29	11.60	11.91	-2.67%
DUI Crashes	22	113.30	135.35	-16.29%
Heavy Drinking	15	6.20	5.84	6.18%

Nicotine

Domain Rank: 39

Current Cigarette Smoker	28	18.01	15.67	14.94%
Current Smokeless Tobacco	40	1.99	2.40	-17.25%
Nicotine Hospitalizations	37	416.70	530.97	-21.52%

Opioids

Domain Rank: 33

EMS Naloxone Administrations	26	173.57	106.86	62.43%
Opioid Hospitalizations	30	159.11	179.29	-11.25%
Opioid Prescriptions Dispensed	29	648.83	647.01	0.28%
Opioids Overdose Deaths	33	20.70	17.60	17.61%

Social

Domain Rank: 22

Child Maltreatment Investigations (founded	37	12.66	15.35	-17.55%
Drug Law Violations	34	73.89	23.27	217.53%
DUI Arrests	34	16.63	20.30	-18.06%
HS Graduation Rate	6	77.14	82.27	-6.24%
Unemployment	2	6.50	9.00	-27.78%

Pickens

19

Measure	Rank	Current Value	Previous Value	Percent Change
---------	------	---------------	----------------	----------------

Alcohol

Domain Rank: 33

Alcohol Hospitalizations	34	83.95	71.23	17.85%
Binge Drinking	10	15.36	16.11	-4.66%
DUI Crashes	21	119.49	104.26	14.61%
Heavy Drinking	40	3.01	3.49	-13.69%

Nicotine

Domain Rank: 13

Current Cigarette Smoker	21	19.70	19.93	-1.15%
Current Smokeless Tobacco	6	6.61	6.80	-2.76%
Nicotine Hospitalizations	18	839.38	653.56	28.43%

Opioids

Domain Rank: 11

EMS Naloxone Administrations	11	264.69	242.00	9.38%
Opioid Hospitalizations	19	213.27	191.01	11.65%
Opioid Prescriptions Dispensed	16	780.82	812.51	-3.90%
Opioids Overdose Deaths	17	37.00	20.80	77.88%

Social

Domain Rank: 31

Child Maltreatment Investigations (founded	34	13.76	12.97	6.12%
Drug Law Violations	16	118.66	87.82	35.11%
DUI Arrests	12	32.22	31.43	2.50%
HS Graduation Rate	34	87.15	84.00	3.75%
Unemployment	38	2.80	5.30	-47.17%

Measure	Rank	Current Value	Previous Value	Percent Change
---------	------	---------------	----------------	----------------

Alcohol

Domain Rank: 11

Alcohol Hospitalizations	20	107.34	108.04	-0.65%
Binge Drinking	4	17.82	16.38	8.81%
DUI Crashes	32	100.88	82.42	22.40%
Heavy Drinking	10	7.66	7.37	4.00%

Nicotine

Domain Rank: 45

Current Cigarette Smoker	37	15.28	14.54	5.11%
Current Smokeless Tobacco	42	1.67	1.52	9.67%
Nicotine Hospitalizations	43	289.86	643.19	-54.93%

Opioids

Domain Rank: 41

EMS Naloxone Administrations	37	127.66	121.59	4.99%
Opioid Hospitalizations	39	115.70	118.47	-2.33%
Opioid Prescriptions Dispensed	33	604.41	610.95	-1.07%
Opioids Overdose Deaths	28	24.60	17.80	38.20%

Social

Domain Rank: 37

Child Maltreatment Investigations (founded	9	25.03	21.81	14.76%
Drug Law Violations	43	48.05	35.80	34.22%
DUI Arrests	39	14.75	13.79	6.96%
HS Graduation Rate	29	86.18	62.70	37.45%
Unemployment	25	3.50	5.80	-39.66%

Measure	Rank	Current Value	Previous Value	Percent Change
---------	------	---------------	----------------	----------------

Alcohol

Domain Rank: 40

Alcohol Hospitalizations	39	71.20	71.04	0.22%
Binge Drinking	37	8.74	8.65	1.04%
DUI Crashes	13	143.46	121.94	17.65%
Heavy Drinking	26	5.49	4.36	25.80%

Nicotine

Domain Rank: 33

Current Cigarette Smoker	39	14.44	12.65	14.16%
Current Smokeless Tobacco	16	4.93	5.87	-16.03%
Nicotine Hospitalizations	34	453.22	467.08	-2.97%

Opioids

Domain Rank: 46

EMS Naloxone Administrations	44	69.07	37.11	86.12%
Opioid Hospitalizations	44	74.38	90.13	-17.47%
Opioid Prescriptions Dispensed	44	244.57	218.75	11.80%
Opioids Overdose Deaths	45	5.20	11.80	-55.93%

Social

Domain Rank: 10

Child Maltreatment Investigations (founded	28	15.41	10.83	42.28%
Drug Law Violations	7	137.61	45.06	205.40%
DUI Arrests	6	41.44	30.75	34.77%
HS Graduation Rate	4	76.19	77.50	-1.69%
Unemployment	46	2.40	4.30	-44.19%

Measure	Rank	Current Value	Previous Value	Percent Change
---------	------	---------------	----------------	----------------

Alcohol

Domain Rank: 32

Alcohol Hospitalizations	27	97.60	96.77	0.86%
Binge Drinking	27	12.09	12.92	-6.40%
DUI Crashes	33	100.04	100.00	0.04%
Heavy Drinking	17	6.08	6.23	-2.25%

Nicotine

Domain Rank: 15

Current Cigarette Smoker	23	19.38	19.45	-0.36%
Current Smokeless Tobacco	11	5.45	6.23	-12.58%
Nicotine Hospitalizations	15	907.00	910.16	-0.35%

Opioids

Domain Rank: 10

EMS Naloxone Administrations	14	252.19	159.45	58.16%
Opioid Hospitalizations	24	187.87	164.03	14.54%
Opioid Prescriptions Dispensed	12	806.53	831.96	-3.06%
Opioids Overdose Deaths	12	40.90	28.10	45.55%

Social

Domain Rank: 46

Child Maltreatment Investigations (founded	30	14.38	17.87	-19.54%
Drug Law Violations	37	67.71	41.95	61.40%
DUI Arrests	41	13.67	23.90	-42.82%
HS Graduation Rate	39	88.33	87.09	1.43%
Unemployment	29	3.30	6.60	-50.00%

Measure	Rank	Current Value	Previous Value	Percent Change
---------	------	---------------	----------------	----------------

Alcohol

Domain Rank: 16

Alcohol Hospitalizations	17	119.23	106.96	11.47%
Binge Drinking	28	11.96	11.97	-0.13%
DUI Crashes	20	124.10	127.89	-2.97%
Heavy Drinking	18	6.04	6.51	-7.23%

Nicotine

Domain Rank: 33

Current Cigarette Smoker	25	19.08	19.22	-0.72%
Current Smokeless Tobacco	31	3.44	3.18	8.19%
Nicotine Hospitalizations	33	467.08	1058.87	-55.89%

Opioids

Domain Rank: 36

EMS Naloxone Administrations	30	152.73	163.89	-6.81%
Opioid Hospitalizations	31	158.46	192.31	-17.60%
Opioid Prescriptions Dispensed	34	591.61	585.85	0.98%
Opioids Overdose Deaths	27	25.00	22.60	10.62%

Social

Domain Rank: 20

Child Maltreatment Investigations (founded	19	20.24	15.80	28.12%
Drug Law Violations	35	72.07	55.33	30.26%
DUI Arrests	29	20.52	24.82	-17.31%
HS Graduation Rate	9	80.21	81.00	-0.98%
Unemployment	20	3.90	6.80	-42.65%

Measure	Rank	Current Value	Previous Value	Percent Change
---------	------	---------------	----------------	----------------

Alcohol

Domain Rank: 37

Alcohol Hospitalizations	7	138.44	155.26	-10.84%
Binge Drinking	39	8.23		
DUI Crashes	29	103.64	102.77	0.84%
Heavy Drinking	35	4.19		

Nicotine

Domain Rank: 1

Current Cigarette Smoker	1	28.93		
Current Smokeless Tobacco	5	6.74		
Nicotine Hospitalizations	2	1829.29	2247.83	-18.62%

Opioids

Domain Rank: 5

EMS Naloxone Administrations	10	288.72	286.30	0.84%
Opioid Hospitalizations	11	266.51	249.60	6.78%
Opioid Prescriptions Dispensed	10	827.92	822.13	0.70%
Opioids Overdose Deaths	5	54.10	22.70	138.33%

Social

Domain Rank: 2

Child Maltreatment Investigations (founded	8	25.54	24.08	6.06%
Drug Law Violations	11	129.55	55.43	133.72%
DUI Arrests	36	15.18	9.54	59.08%
HS Graduation Rate	2	70.83	76.00	-6.80%
Unemployment	6	5.70	9.00	-36.67%

Measure	Rank	Current Value	Previous Value	Percent Change
---------	------	---------------	----------------	----------------

Alcohol

Domain Rank: 27

Alcohol Hospitalizations	18	115.47	132.15	-12.62%
Binge Drinking	25	12.49	10.82	15.35%
DUI Crashes	12	144.34	180.49	-20.03%
Heavy Drinking	41	2.33	2.33	-0.27%

Nicotine

Domain Rank: 31

Current Cigarette Smoker	30	17.22	19.83	-13.15%
Current Smokeless Tobacco	34	3.07	3.36	-8.37%
Nicotine Hospitalizations	22	789.27	882.16	-10.53%

Opioids

Domain Rank: 9

EMS Naloxone Administrations	15	246.03	180.49	36.31%
Opioid Hospitalizations	5	344.44	364.21	-5.43%
Opioid Prescriptions Dispensed	32	632.59	641.91	-1.45%
Opioids Overdose Deaths	9	44.00	23.50	87.23%

Social

Domain Rank: 17

Child Maltreatment Investigations (founded	32	14.11	9.05	55.82%
Drug Law Violations	44	37.40	16.76	123.13%
DUI Arrests	10	33.13	32.55	1.79%
HS Graduation Rate	1	66.30	81.00	-18.14%
Unemployment	8	5.20	8.10	-35.80%

Measure	Rank	Current Value	Previous Value	Percent Change
---------	------	---------------	----------------	----------------

Alcohol

Domain Rank: 30

Alcohol Hospitalizations	43	60.08	63.28	-5.05%
Binge Drinking	8	15.80	15.77	0.20%
DUI Crashes	36	88.36	103.87	-14.93%
Heavy Drinking	14	6.75	6.89	-2.12%

Nicotine

Domain Rank: 38

Current Cigarette Smoker	32	16.74	18.01	-7.02%
Current Smokeless Tobacco	22	4.20	3.76	11.70%
Nicotine Hospitalizations	42	306.21	163.03	87.82%

Opioids

Domain Rank: 32

EMS Naloxone Administrations	20	218.65	177.60	23.11%
Opioid Hospitalizations	38	134.10	164.49	-18.47%
Opioid Prescriptions Dispensed	39	469.66	469.46	0.04%
Opioids Overdose Deaths	20	34.30	21.40	60.28%

Social

Domain Rank: 38

Child Maltreatment Investigations (founded	40	11.16	10.38	7.52%
Drug Law Violations	23	100.28	63.84	57.08%
DUI Arrests	17	25.61	21.09	21.42%
HS Graduation Rate	37	88.09	87.99	0.11%
Unemployment	30	3.20	6.10	-47.54%

STATEWIDE

Measure

Alcohol

Alcohol Hospitalizations	105.27
Binge Drinking	15.35
DUI Crashes	120.84
Heavy Drinking	7.10

Nicotine

Current Cigarette Smoker	17.58
Current Smokeless Tobacco	4.00
Nicotine Hospitalizations	775.81

Opioids

EMS Naloxone Administrations	222.35
Opioid Hospitalizations	210.87
Opioid Prescriptions Dispensed	708.23
Opioids Overdose Deaths	32.39

Social

Child Maltreatment Investigations (founded	19.36
Drug Law Violations	97.01
DUI Arrests	24.96
HS Graduation Rate	83.32
Unemployment	3.80

APPENDIX: Other Drugs

Indicator	County	Measure	Rank
Fentanyl Overdoses	Abbeville	31.2	18
	Aiken	40.8	8
	Allendale	18.8	33
	Anderson	16.5	38
	Bamberg	8.5	41
	Barnwell	35.3	12
	Beaufort	21.3	27
	Berkeley	26.2	22
	Calhoun	20.8	28
	Charleston	32	17
	Cherokee	6.6	43
	Chester	37.2	10
	Chesterfield	35.4	11
	Clarendon	23.5	24
	Colleton	19.3	31
	Darlington	9.3	40
	Dillon	60	2
	Dorchester	14	39
	Edgefield	17	37
	Fairfield	18.5	34
	Florence	33.9	13
	Georgetown	53.2	3
	Greenville	38.2	9
	Greenwood	52.6	4
	Hampton	8	42
	Horry	61	1
	Jasper	33.4	15
	Kershaw	33	16
	Lancaster	51.1	5
	Laurens	29.4	19
	Lee	20.3	30
	Lexington	26.4	21
Marion	*	*	
Marlboro	22.8	25	
McCormick	19.2	32	
Newberry	17.1	36	
Oconee	22.1	26	
Orangeburg	17.9	35	
Pickens	28	20	
Richland	20.8	28	
Saluda	5.2	44	
Spartanburg	33.5	14	
Sumter	23.7	23	
Union	44	6	
Williamsburg	44	6	
York	31.8	*	

Indicator	County	Measure	Rank
Total Drug Overdoses	Abbeville	35.7	24
	Aiken	51.4	11
	Allendale	24.7	33
	Anderson	34.8	25
	Bamberg	8.5	43
	Barnwell	52.8	9
	Beaufort	29.5	29
	Berkeley	30.5	28
	Calhoun	24.6	34
	Charleston	45.6	16
	Cherokee	16.1	42
	Chester	46.8	15
	Chesterfield	41.4	20
	Clarendon	40.8	21
	Colleton	33.4	27
	Darlington	18.7	40
	Dillon	64.6	4
	Dorchester	21.8	36
	Edgefield	20.7	37
	Fairfield	18.5	41
	Florence	53.2	8
	Georgetown	70.9	2
	Greenville	51.6	10
	Greenwood	65.3	3
	Hampton	19.5	38
	Horry	86.9	1
	Jasper	43	18
	Kershaw	42.1	19
	Lancaster	54.6	7
	Laurens	48.3	13
	Lee	24	35
	Lexington	35.8	23
	Marion	-	*
	Marlboro	27.6	32
	McCormick	19.2	39
	Newberry	29.1	31
Oconee	40.6	22	
Orangeburg	45	17	
Pickens	49.2	12	
Richland	33.6	26	
Saluda	5.2	44	
Spartanburg	47.5	14	
Sumter	29.2	30	
Union	61.7	6	
Williamsburg	63.2	5	
York	39.9	*	

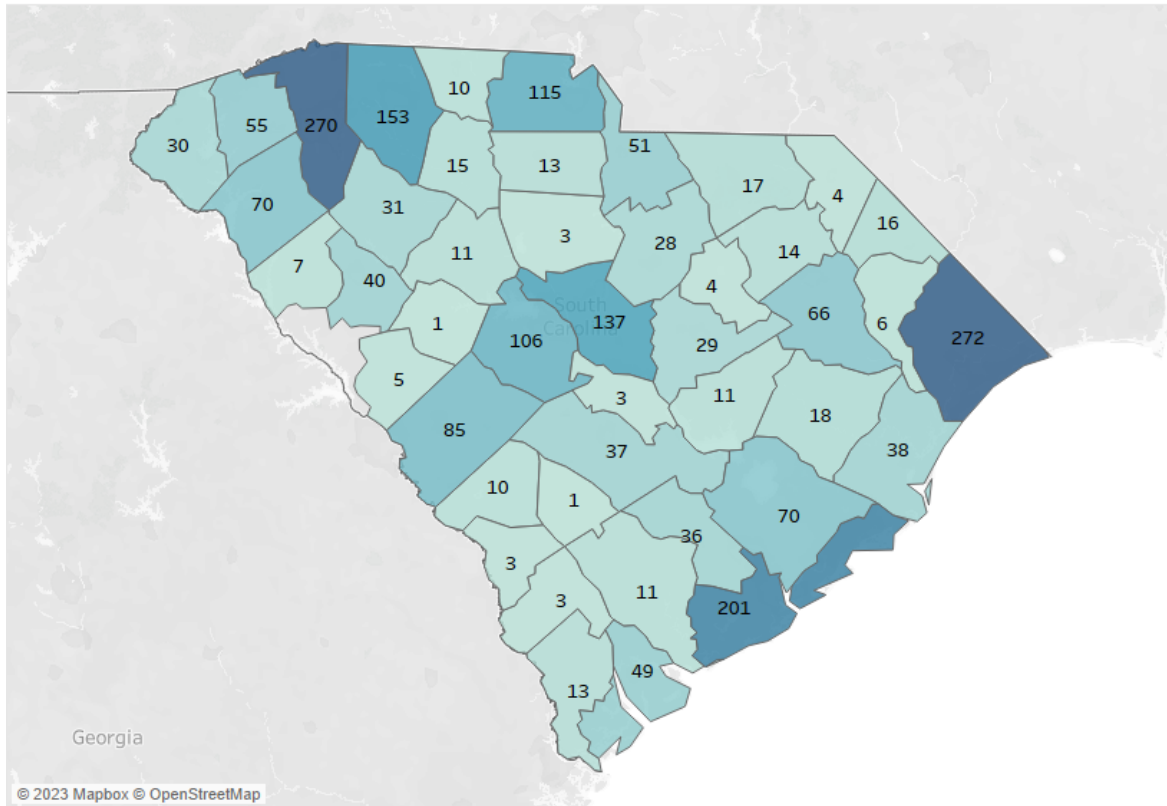
Indicator	County	Measure	Rank
Prescription Drug Overdoses	Abbeville	35.7	19
	Aiken	46	7
	Allendale	18.8	38
	Anderson	22.5	31
	Bamberg	8.5	43
	Barnwell	42.7	11
	Beaufort	27.1	26
	Berkeley	29.4	23
	Calhoun	24.6	28
	Charleston	37.4	17
	Cherokee	11.4	42
	Chester	40.4	14
	Chesterfield	38.1	16
	Clarendon	32.4	21
	Colleton	20.8	33
	Darlington	17.8	40
	Dillon	64.6	3
	Dorchester	20.7	34
	Edgefield	17	41
	Fairfield	18.5	39
	Florence	45.8	8
	Georgetown	64.9	2
	Greenville	44.7	9
	Greenwood	60.2	4
	Hampton	19.5	36
	Horry	79	1
	Jasper	37.3	18
	Kershaw	35.5	20
	Lancaster	52.3	6
	Laurens	40.2	15
	Lee	20.3	35
	Lexington	32.1	22
	Marion	*	*
	Marlboro	22.8	30
	McCormick	19.2	37
	Newberry	24.3	29
Oconee	28	24	
Orangeburg	22.1	32	
Pickens	40.8	13	
Richland	27.5	25	
Saluda	5.2	44	
Spartanburg	41.2	12	
Sumter	26.5	27	
Union	57.9	5	
Williamsburg	44	10	
York	37.2	*	

Indicator	County	Measure	Rank
Psychostimulants with Abuse Potential Overdoses	Abbeville	21.6	7
	Aiken	20.3	9
	Allendale	13	23
	Anderson	18.7	14
	Bamberg	8.5	33
	Barnwell	18.3	15
	Beaufort	6.5	37
	Berkeley	13	23
	Calhoun	10.4	27
	Charleston	11.3	25
	Cherokee	9.5	30
	Chester	16.1	19
	Chesterfield	6.5	37
	Clarendon	18.9	13
	Colleton	10.1	28
	Darlington	6.5	37
	Dillon	28.5	1
	Dorchester	11.1	26
	Edgefield	3.8	43
	Fairfield	*	*
	Florence	20.3	9
	Georgetown	23.3	6
	Greenville	26.7	4
	Greenwood	27.2	3
	Hampton	8	35
	Horry	28.2	2
	Jasper	20.1	11
	Kershaw	16.5	18
	Lancaster	16.8	17
	Laurens	24.4	5
	Lee	8.3	34
	Lexington	18	16
	Marion	*	*
	Marlboro	4.8	42
	McCormick	5.2	40
	Newberry	1.4	44
	Oconee	16.1	19
	Orangeburg	14.2	21
	Pickens	21.1	8
	Richland	9.1	32
Saluda	5.2	40	
Spartanburg	19.9	12	
Sumter	9.2	31	
Union	13.5	22	
Williamsburg	7.8	36	
York	10	29	

Indicator	County	Measure	Rank
Cocaine Overdoses	Abbeville	*	*
	Aiken	7.3	17
	Allendale	24.7	4
	Anderson	4.9	23
	Bamberg	*	*
	Barnwell	2.7	36
	Beaufort	3.9	27
	Berkeley	7.1	18
	Calhoun	*	*
	Charleston	12.2	9
	Cherokee	3.5	32
	Chester	3.8	29
	Chesterfield	*	*
	Clarendon	9.4	14
	Colleton	6.1	20
	Darlington	0.9	39
	Dillon	25.6	3
	Dorchester	3.9	27
	Edgefield	3.8	29
	Fairfield	5.5	22
	Florence	12.6	8
	Georgetown	10.5	12
	Greenville	8.5	15
	Greenwood	3.6	31
	Hampton	11.5	11
	Horry	28.9	2
	Jasper	14.8	7
	Kershaw	2.6	37
	Lancaster	4	26
	Laurens	3.1	35
	Lee	15.7	6
	Lexington	4.1	25
	Marion	*	*
	Marlboro	9.5	13
	McCormick	*	*
	Newberry	3.4	33
	Oconee	2	38
	Orangeburg	20.1	5
	Pickens	3.4	33
	Richland	11.7	10
Saluda	*	*	
Spartanburg	5.9	21	
Sumter	6.3	19	
Union	7.6	16	
Williamsburg	36.5	1	
York	4.3	24	

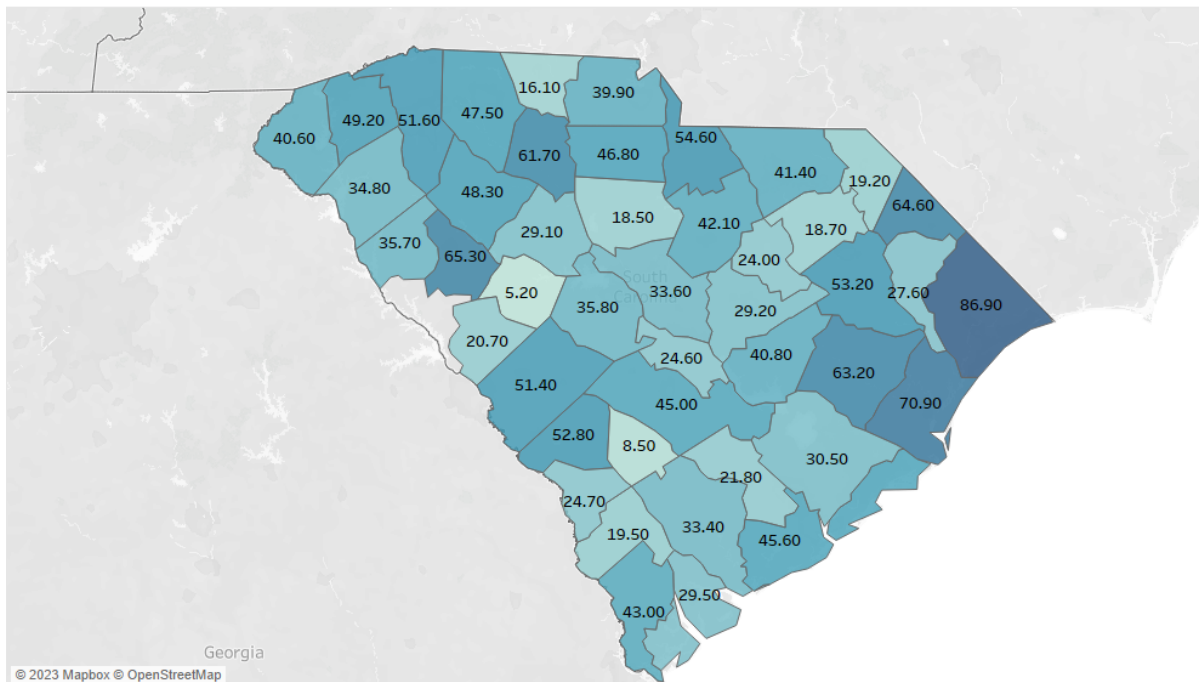
Total Fatal Drug Overdoses (Count)

Drug overdose deaths are identified using underlying cause-of-death codes from the tenth revision of ICD (ICD-10): X40-X44 (unintentional), X60-X64 (suicide), X85 (homicide), and Y10-Y14 (undetermined).



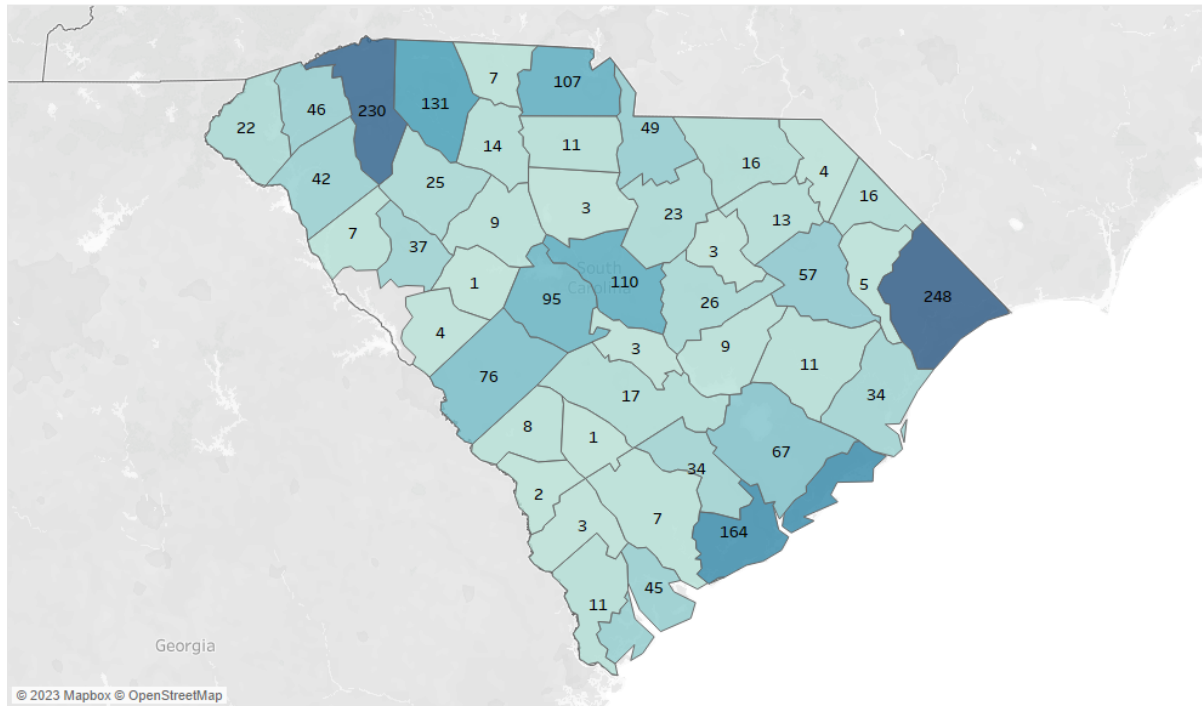
Total Fatal Drug Overdoses (Rate per 100,000)

Drug overdose deaths are identified using underlying cause-of-death codes from the tenth revision of ICD (ICD-10): X40-X44 (unintentional), X60-X64 (suicide), X85 (homicide), and Y10-Y14 (undetermined).



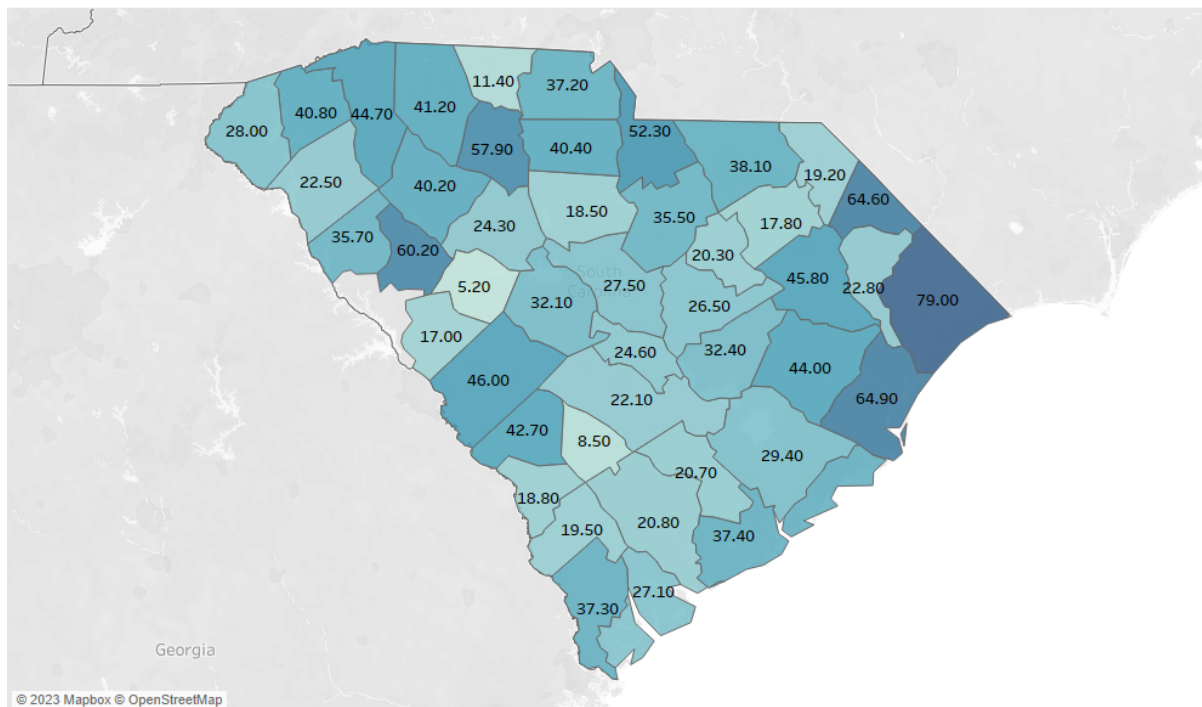
Total Fatal Prescription Drug Overdoses (Count)

Prescription drugs, opioid and non-opioid, are identified by the following ICD-10 codes: T36.0--T39.9, T40.2-- T40.4, T41.0--T43.5 and T43.7--T50.8.



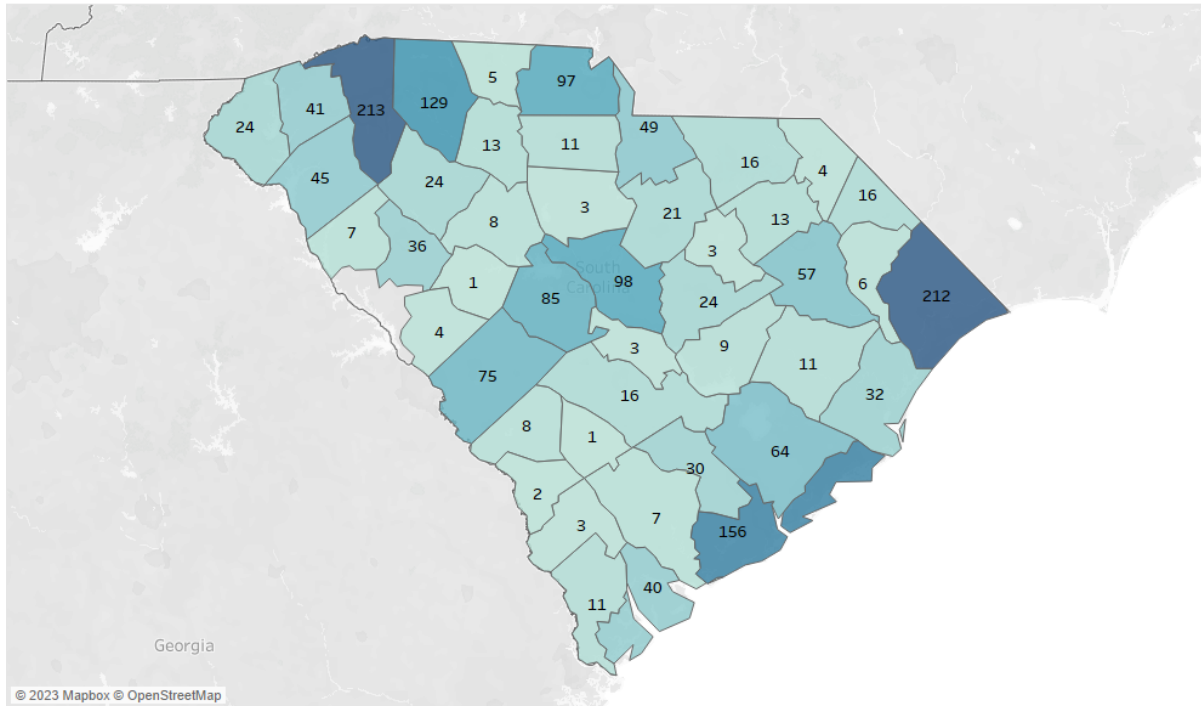
Total Fatal Prescription Drug Overdoses (Rate per 100,000)

Prescription drugs, opioid and non-opioid, are identified by the following ICD-10 codes: T36.0--T39.9, T40.2-- T40.4, T41.0--T43.5 and T43.7--T50.8.



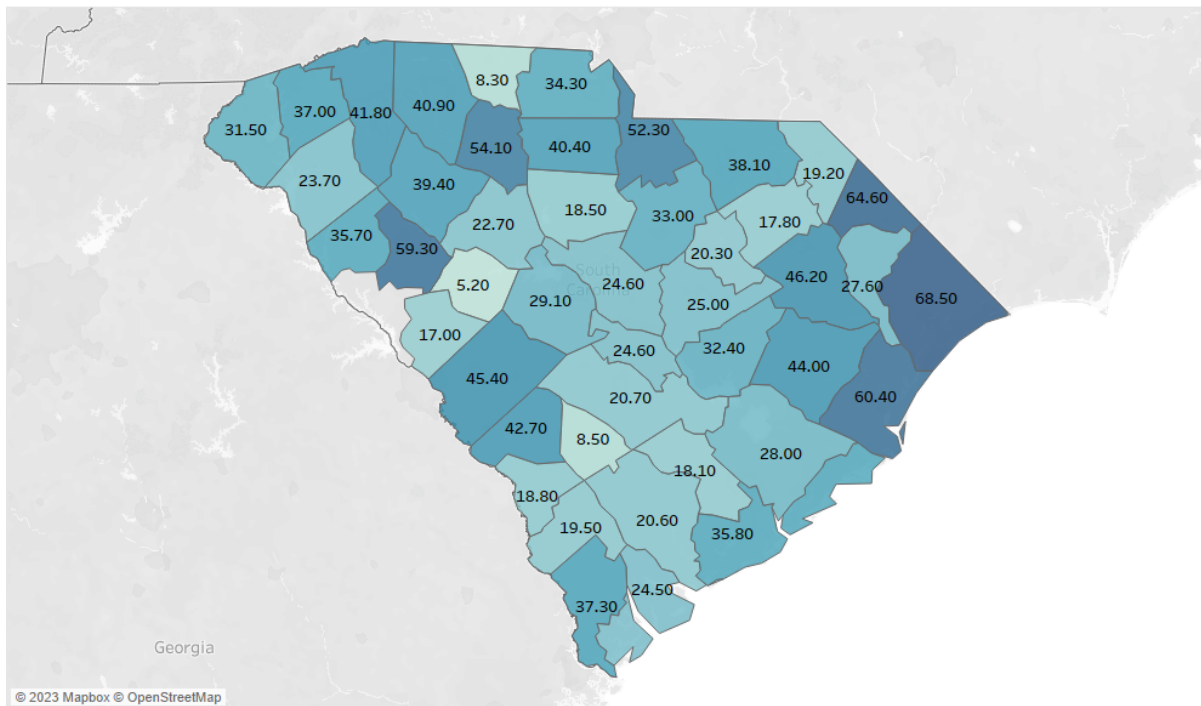
Total Opioid-involved Fatal Overdoses (Count)

Opioids, both legal and illegal, are identified by codes T40.0--T40.4, T40.6.



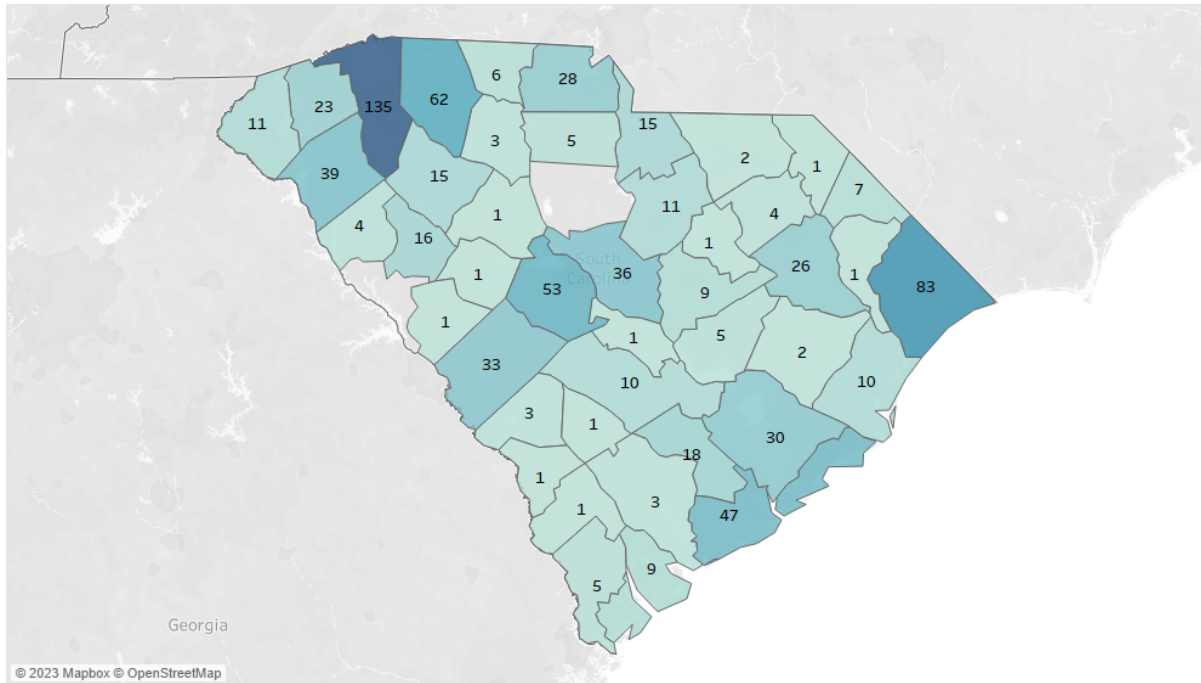
Total Opioid-involved Fatal Overdoses (Rate per 100,000)

Opioids, both legal and illegal, are identified by codes T40.0--T40.4, T40.6.



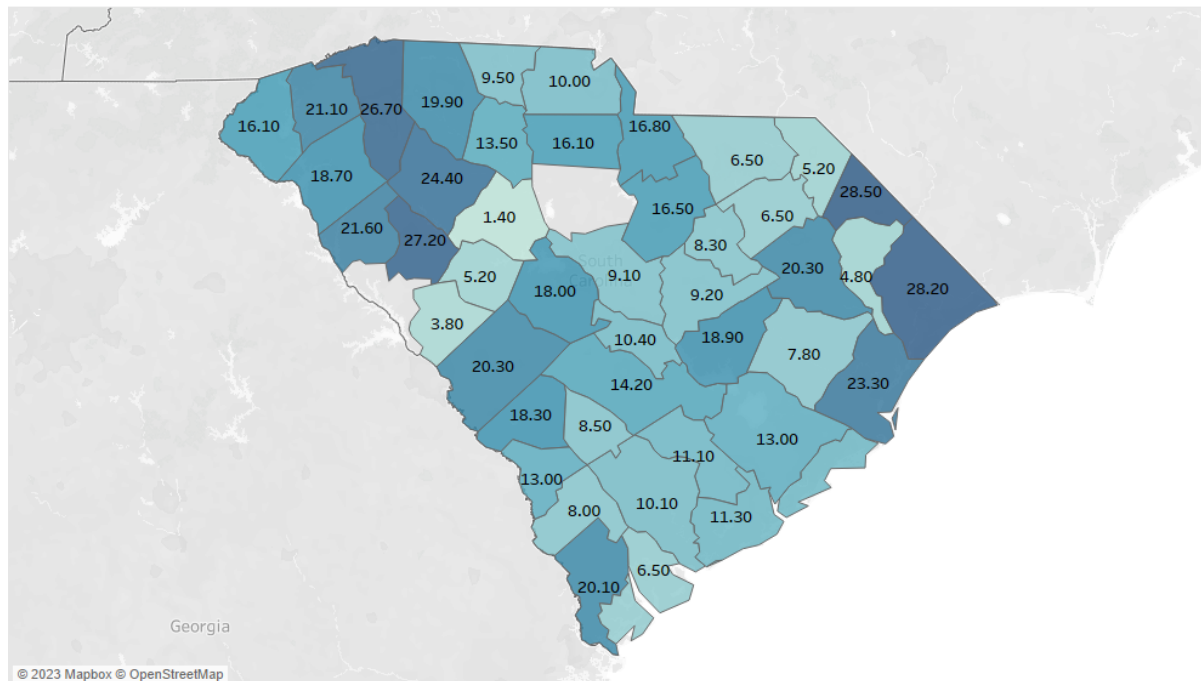
Overdose Deaths identified with Psychostimulants with Abuse Potential (Count)

Psychostimulants with abuse potential, which include such drugs as methamphetamine, amphetamine, methylphenidate (Ritalin), and 3,4-methylenedioxy-methamphetamine (MDMA, Ecstasy) are identified by the code T43.6.



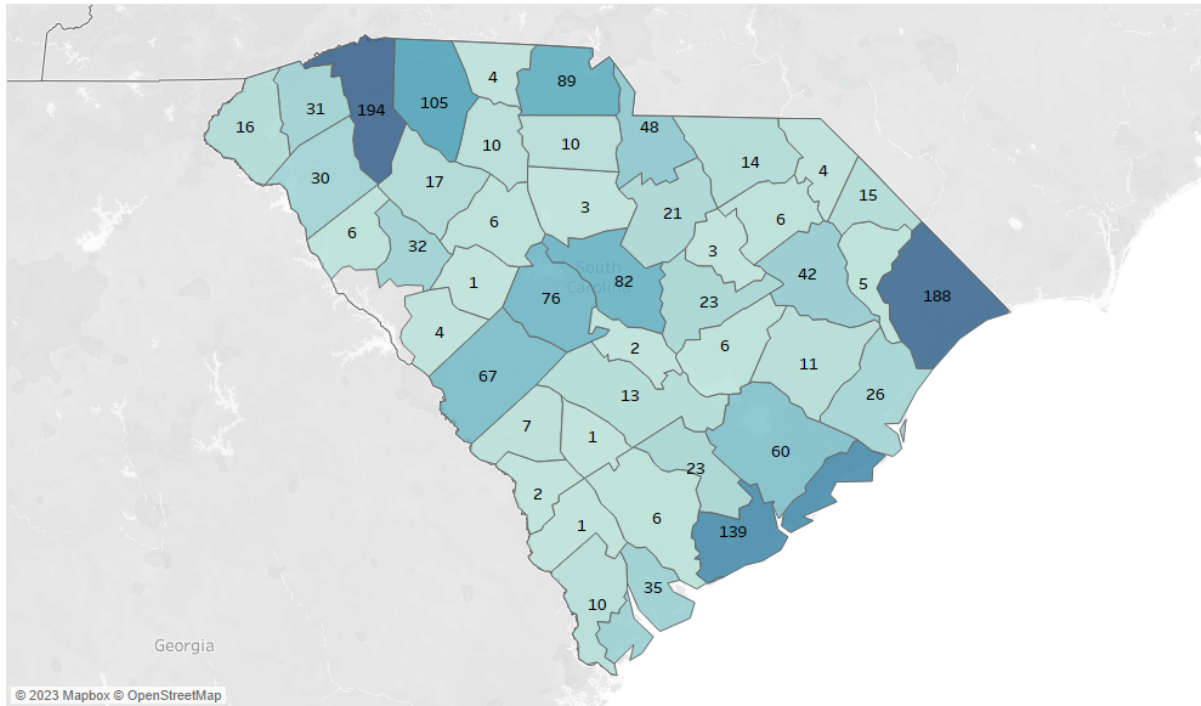
Overdose Deaths identified with Psychostimulants with Abuse Potential (Rate per 100,000)

Psychostimulants with abuse potential, which include such drugs as methamphetamine, amphetamine, methylphenidate (Ritalin), and 3,4-methylenedioxy-methamphetamine (MDMA, Ecstasy) are identified by the code T43.6.



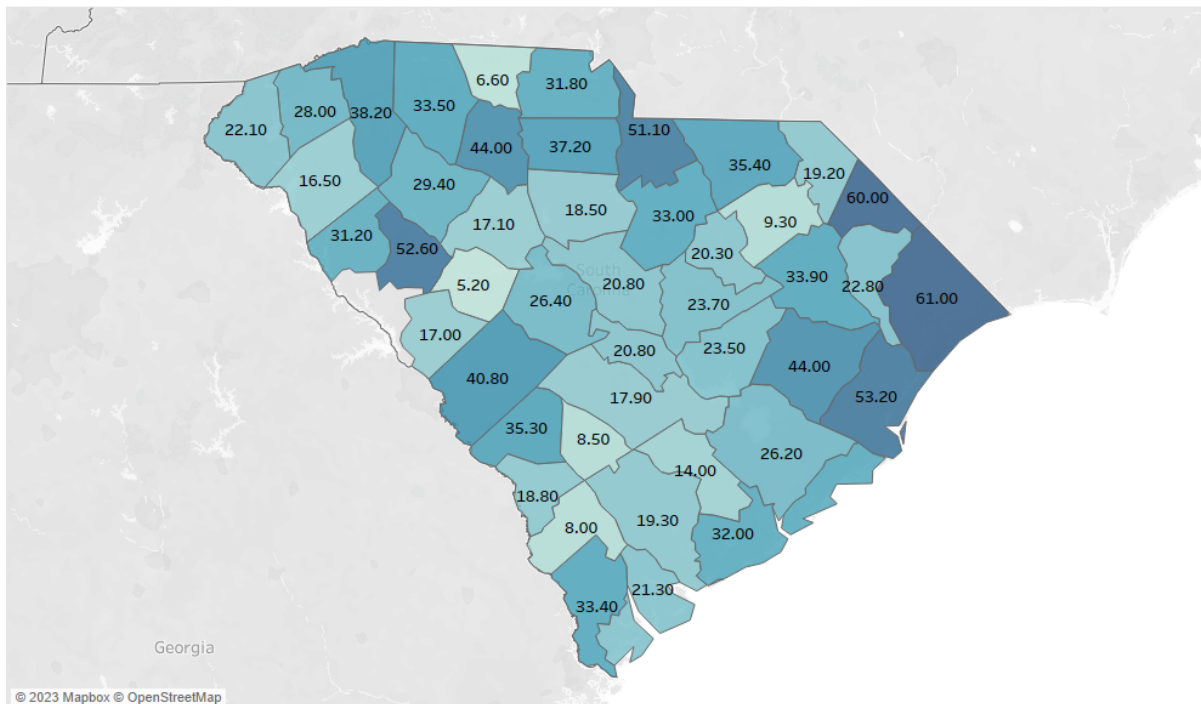
Total Fentanyl-involved Fatal Overdoses (Count)

Fentanyl is a synthetic opioid and is identified through a search of the literal cause of death



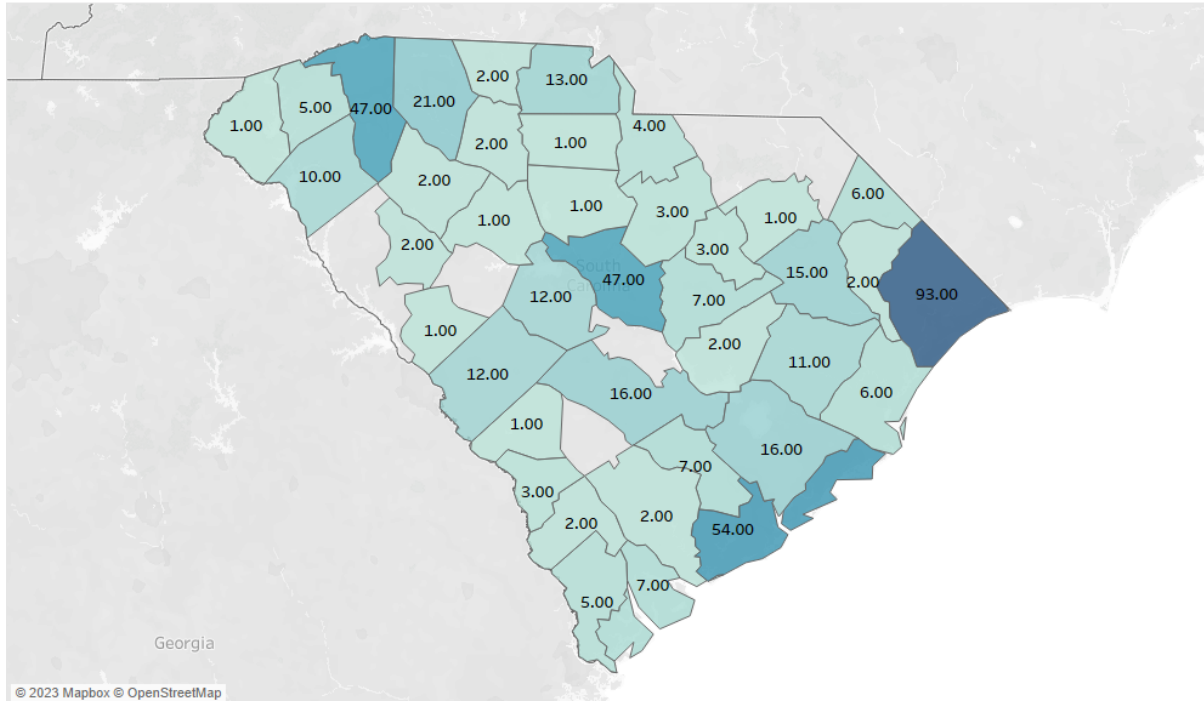
Total Fentanyl-involved Fatal Overdoses (Rate per 100,000)

Fentanyl is a synthetic opioid and is identified through a search of the literal cause of death



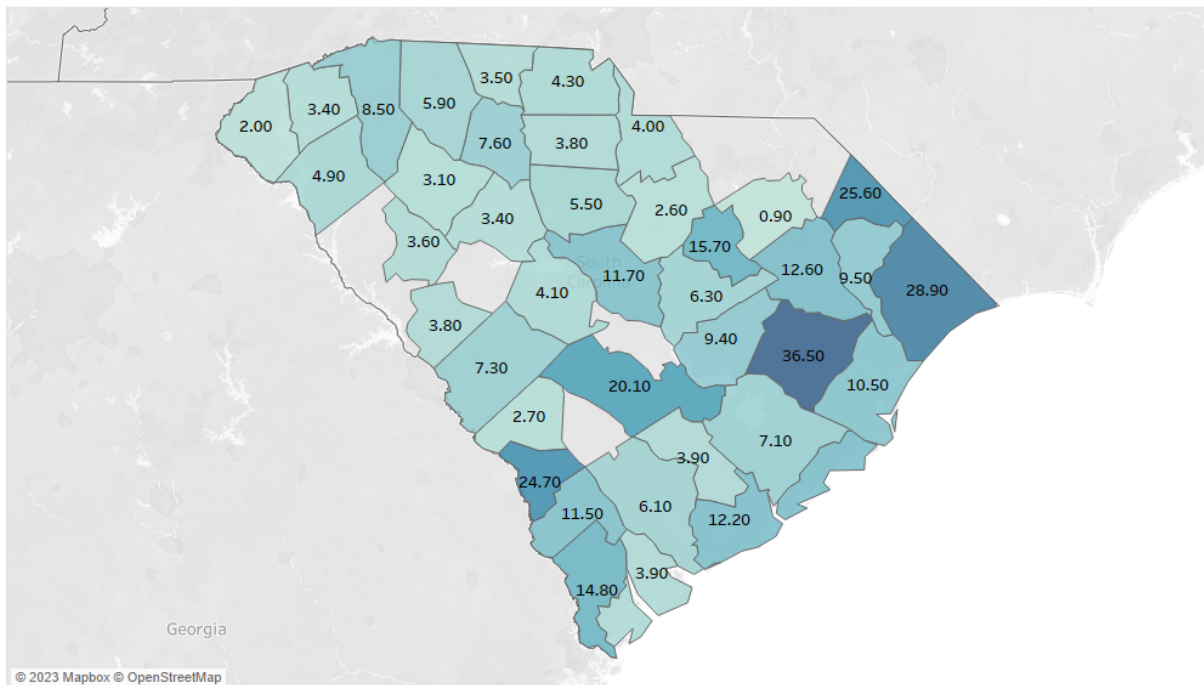
Overdose Deaths identified with Cocaine (Count)

Cocaine is identified by the code T40.5



Overdose Deaths identified with Cocaine (Rate per 100,000)

Cocaine is identified by the code T40.5



Infectious Disease

Domain	County	Overall Rank
Infectious Disease	Abbeville	39
	Aiken	29
	Allendale	5
	Anderson	28
	Bamberg	8
	Barnwell	12
	Beaufort	44
	Berkeley	40
	Calhoun	27
	Charleston	16
	Cherokee	33
	Chester	23
	Chesterfield	26
	Clarendon	17
	Colleton	31
	Darlington	9
	Dillon	9
	Dorchester	25
	Edgefield	36
	Fairfield	15
	Florence	6
	Georgetown	41
	Greenville	22
	Greenwood	13
	Hampton	20
	Horry	30
	Jasper	21
	Kershaw	34
	Lancaster	43
	Laurens	19
	Lee	4
	Lexington	37
Marion	46	
Marlboro	13	
McCormick	11	
Newberry	18	
Oconee	42	
Orangeburg	3	
Pickens	35	
Richland	1	
Saluda	45	
Spartanburg	32	
Sumter	7	
Union	24	
Williamsburg	2	
York	38	

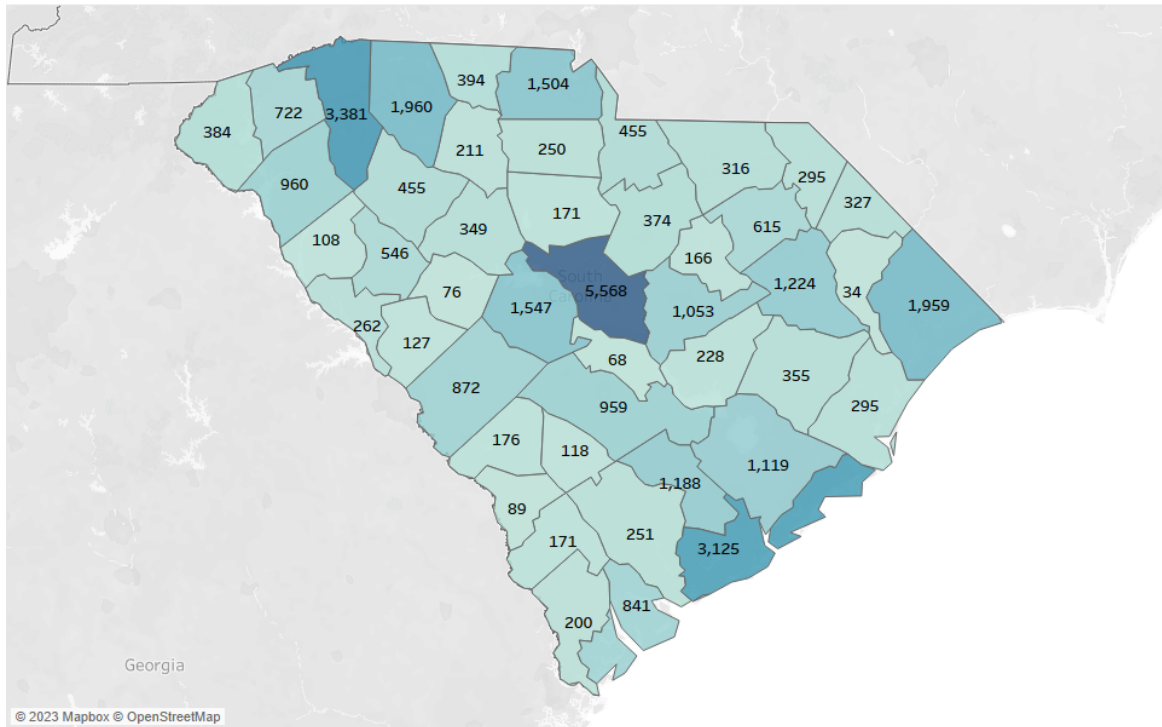
Indicator	County	Measure	Rank
HIV Incidence	Abbeville	*	*
	Aiken	22.84	27
	Allendale	*	*
	Anderson	19.82	33
	Bamberg	*	*
	Barnwell	38.87	9
	Beaufort	18.25	36
	Berkeley	17.74	37
	Calhoun	56.48	2
	Charleston	31.72	13
	Cherokee	12.49	39
	Chester	21.73	29
	Chesterfield	23.11	25
	Clarendon	51.57	4
	Colleton	20.80	31
	Darlington	35.06	11
	Dillon	42.72	8
	Dorchester	22.65	28
	Edgefield	*	*
	Fairfield	29.00	19
	Florence	38.09	10
	Georgetown	29.72	18
	Greenville	25.85	22
	Greenwood	31.77	12
	Hampton	27.50	20
	Horry	27.35	21
	Jasper	49.47	5
	Kershaw	25.71	23
	Lancaster	16.94	38
	Laurens	30.97	15
	Lee	30.71	16
	Lexington	25.32	24
	Marion	*	*
	Marlboro	31.27	14
	McCormick	30.32	17
	Newberry	18.42	35
Oconee	20.20	32	
Orangeburg	44.60	7	
Pickens	9.83	40	
Richland	53.31	3	
Saluda	*	*	
Spartanburg	20.84	30	
Sumter	44.87	6	
Union	18.51	34	
Williamsburg	75.45	1	
York	22.87	26	

Indicator	County	Measure	Rank
Syphilis	Abbeville	20.58	33
	Aiken	48.60	9
	Allendale		*
	Anderson	58.00	3
	Bamberg		*
	Barnwell		*
	Beaufort	16.17	37
	Berkeley	40.14	15
	Calhoun		*
	Charleston	68.52	2
	Cherokee	19.62	34
	Chester	37.26	19
	Chesterfield	23.11	30
	Clarendon	22.56	31
	Colleton	28.60	27
	Darlington	36.65	22
	Dillon	28.48	28
	Dorchester	39.80	16
	Edgefield	38.24	18
	Fairfield	43.50	14
	Florence	47.62	10
	Georgetown	17.21	36
	Greenville	52.08	7
	Greenwood	46.22	12
	Hampton		*
	Horry	33.92	25
	Jasper	56.06	4
	Kershaw	27.22	29
	Lancaster	17.94	35
	Laurens	36.87	21
	Lee	55.28	5
	Lexington	33.32	26
	Marion		*
	Marlboro	34.74	23
	McCormick	49.28	8
	Newberry		*
	Oconee	15.15	38
	Orangeburg	47.01	11
	Pickens	43.86	13
	Richland	86.54	1
Saluda		*	
Spartanburg	33.94	24	
Sumter	39.14	17	
Union	37.02	20	
Williamsburg	52.49	6	
York	22.52	32	

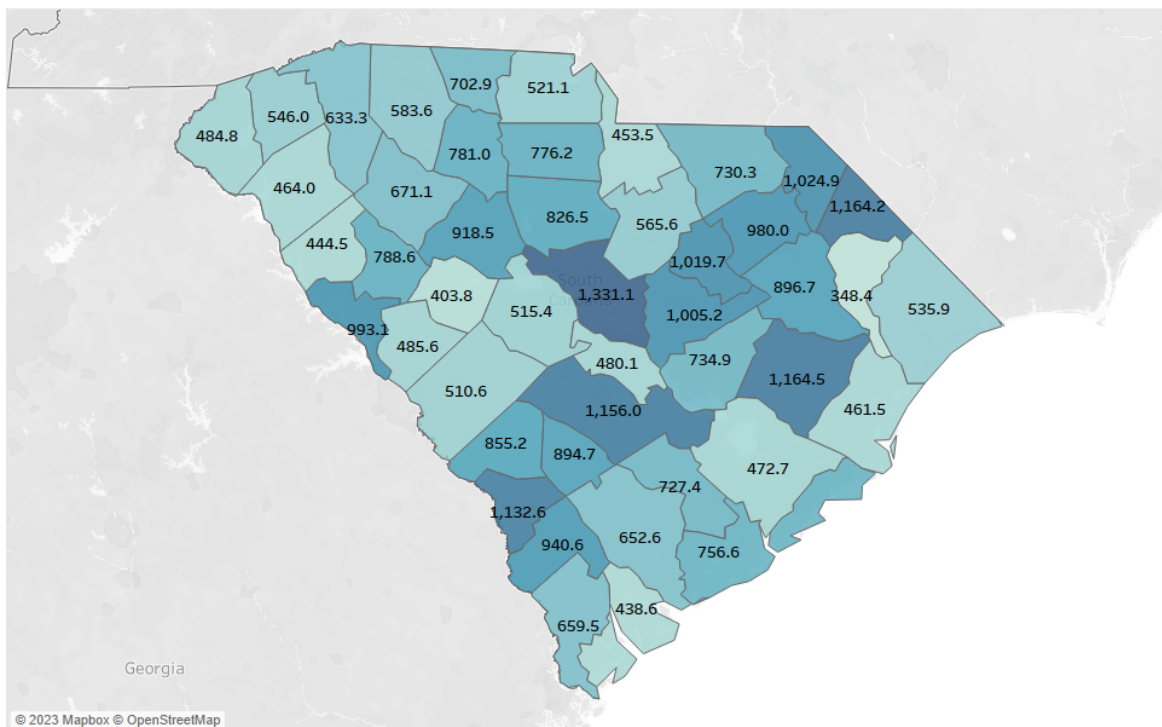
Indicator	County	Measure	Rank
Chlamydia	Abbeville	444.46	43
	Aiken	510.61	35
	Allendale	1132.60	5
	Anderson	463.97	40
	Bamberg	894.68	14
	Barnwell	855.20	15
	Beaufort	438.60	44
	Berkeley	472.75	39
	Calhoun	480.06	38
	Charleston	756.61	20
	Cherokee	702.92	24
	Chester	776.18	19
	Chesterfield	730.33	22
	Clarendon	734.91	21
	Colleton	652.59	27
	Darlington	980.00	10
	Dillon	1164.24	3
	Dorchester	727.38	23
	Edgefield	485.60	36
	Fairfield	826.49	16
	Florence	896.68	13
	Georgetown	461.51	41
	Greenville	633.34	28
	Greenwood	788.55	17
	Hampton	940.59	11
	Horry	535.86	32
	Jasper	659.54	26
	Kershaw	565.55	30
	Lancaster	453.48	42
	Laurens	671.06	25
	Lee	1019.66	7
	Lexington	515.43	34
	Marion	348.36	46
	Marlboro	1024.87	6
	McCormick	993.10	9
Newberry	918.52	12	
Oconee	484.83	37	
Orangeburg	1155.95	4	
Pickens	546.02	31	
Richland	1331.08	1	
Saluda	403.80	45	
Spartanburg	583.57	29	
Sumter	1005.17	8	
Union	781.02	18	
Williamsburg	1164.55	2	
York	521.15	33	

Indicator	County	Measure	Rank
Gonorrhea	Abbeville	296.31	23
	Aiken	243.01	31
	Allendale	458.13	10
	Anderson	292.40	25
	Bamberg	477.67	8
	Barnwell	398.45	16
	Beaufort	129.86	45
	Berkeley	183.78	42
	Calhoun	225.91	35
	Charleston	291.02	26
	Cherokee	355.03	18
	Chester	350.83	19
	Chesterfield	328.19	20
	Clarendon	319.11	21
	Colleton	273.00	27
	Darlington	575.25	2
	Dillon	509.13	6
	Dorchester	262.05	29
	Edgefield	221.77	37
	Fairfield	463.99	9
	Florence	484.97	7
	Georgetown	192.43	41
	Greenville	293.91	24
	Greenwood	410.16	15
	Hampton	269.53	28
	Horry	237.98	32
	Jasper	148.40	44
	Kershaw	234.39	34
	Lancaster	196.34	39
	Laurens	368.72	17
	Lee	577.40	1
	Lexington	194.91	40
	Marion	122.95	46
	Marlboro	430.79	13
	McCormick	416.95	14
	Newberry	444.78	11
Oconee	223.48	36	
Orangeburg	524.34	5	
Pickens	235.95	33	
Richland	573.50	3	
Saluda	154.08	43	
Spartanburg	246.23	30	
Sumter	440.06	12	
Union	318.33	22	
Williamsburg	531.43	4	
York	219.34	38	

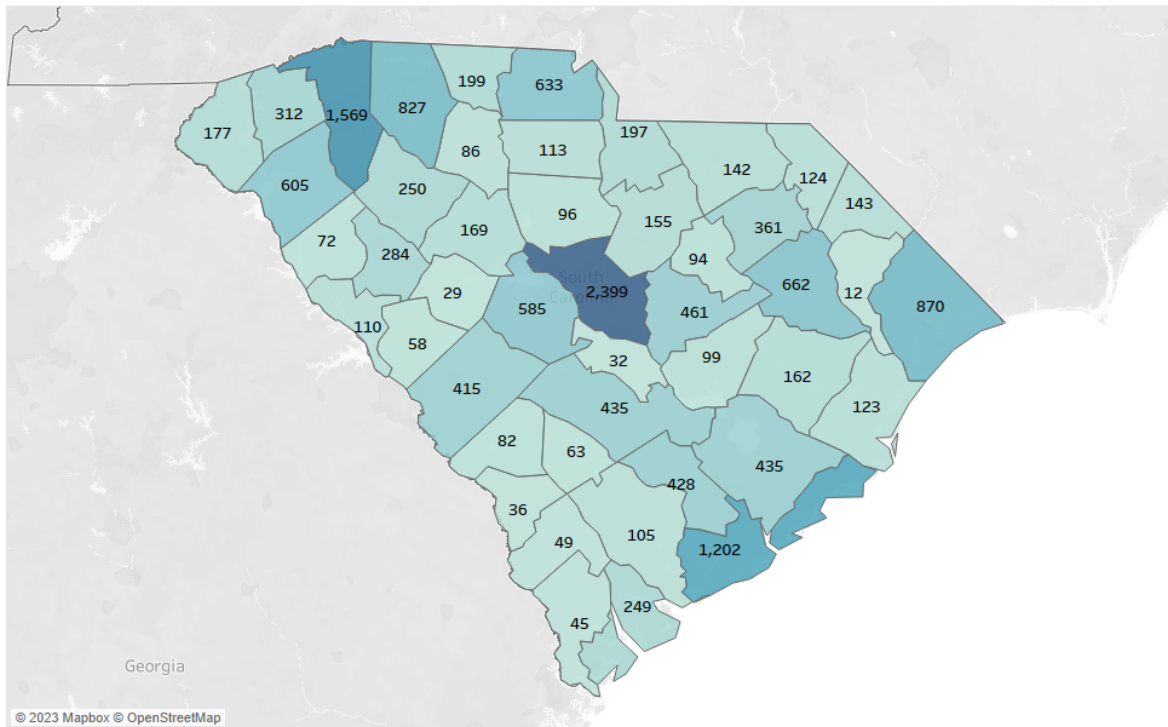
Chlamydia Cases in 2020-2021 (Count)



Chlamydia Cases in 2020-2021 (Rate per 100,000)

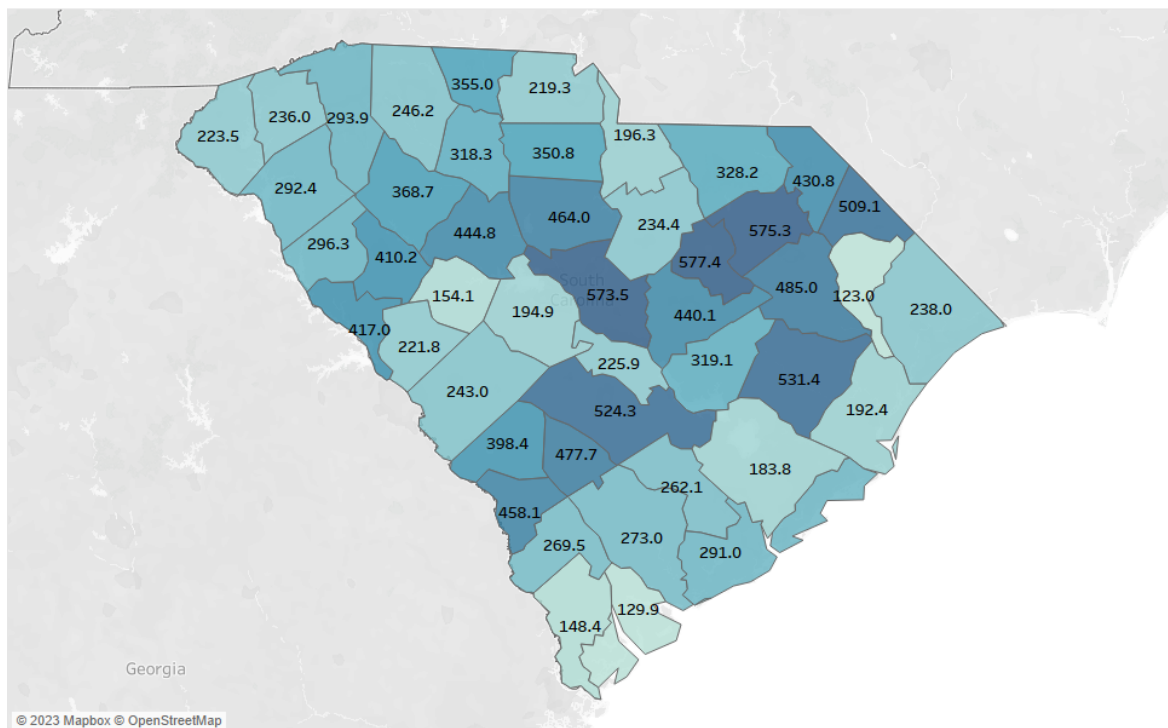


Gonorrhea Cases in 2020-2021 (Count)



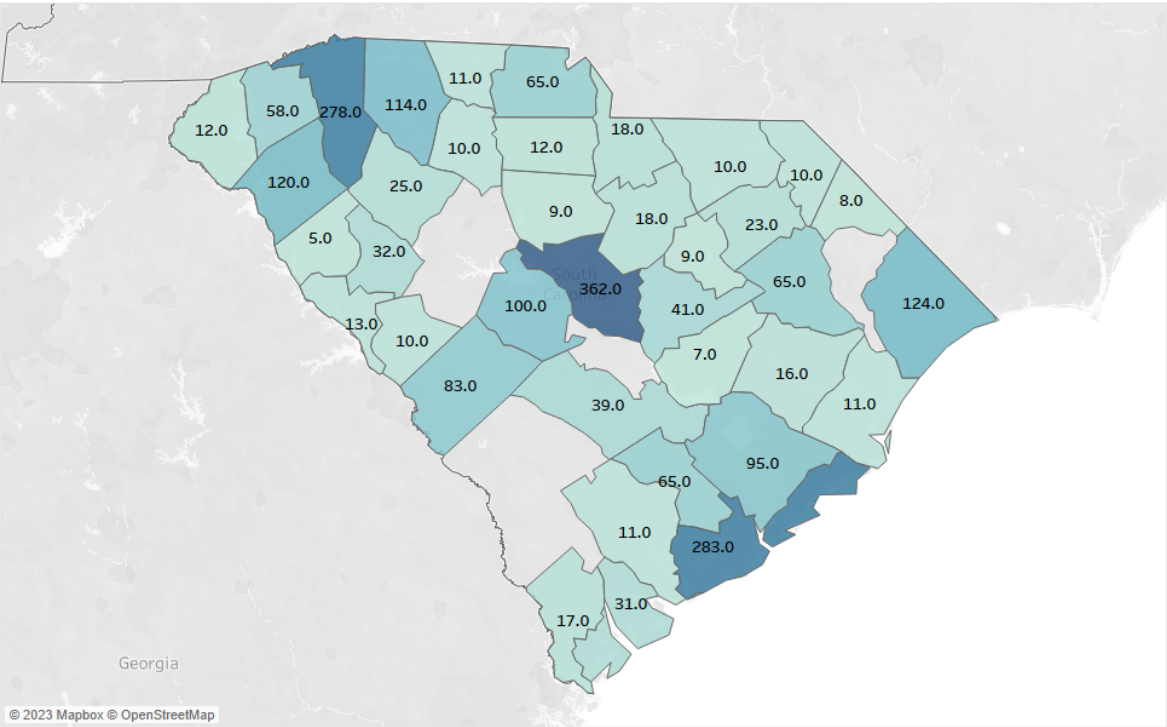
Map based on Longitude (generated) and Latitude (generated). Color shows sum of G Count. Details are shown for State and County.

Gonorrhea Cases in 2020-2021 (Rate per 100,000)

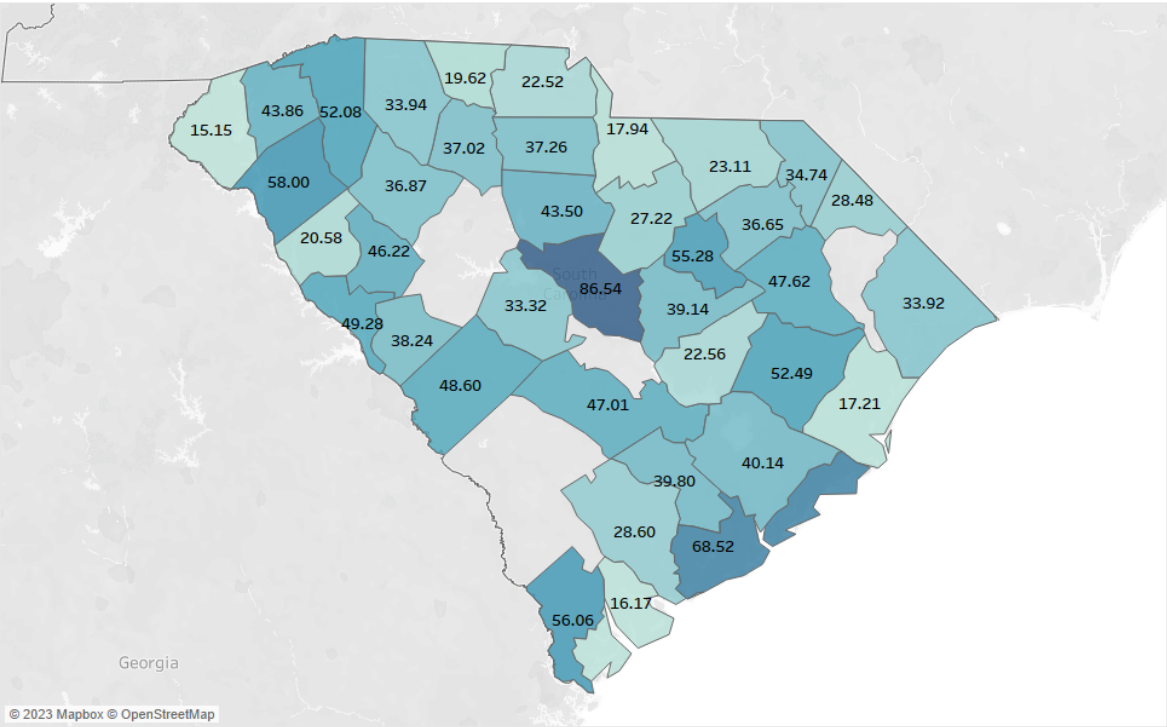


© 2023 Mapbox © OpenStreetMap

Syphilis Cases in 2020-2021 (Count)

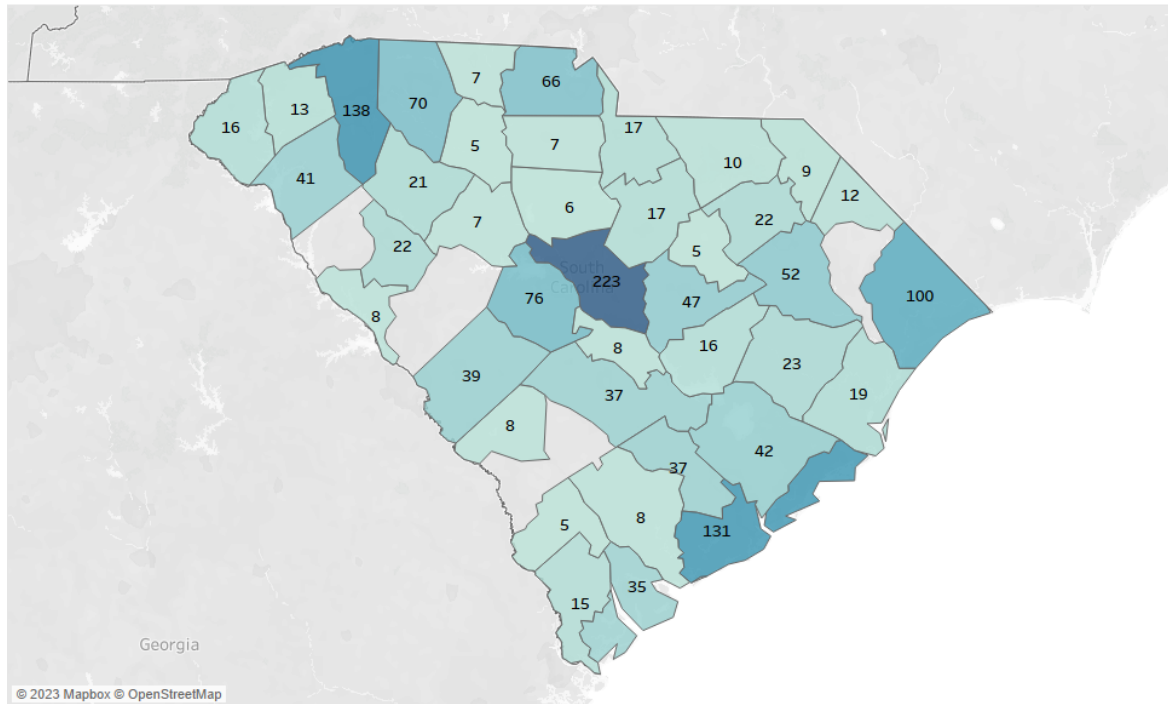


Syphilis Cases in 2020-2021 (Rate per 100,000)



HIV Incidence in 2020-2021 (Count)

Incidence indicates number of new cases and not entire population of people living with HIV in a given area



Data Dictionary: Additional Notes

Population Reference

The 2021 population figure reflects an estimate based on the 2020 decennial census conducted by the U.S. Census Bureau. This agency describes the methodology of estimation by taking the base population (2020 census) and crafting an estimate through available birth, mortality, and migration data.

Use of a different estimate, including a different census year, will impact rate calculation. This may address the difference in rate calculations in this report compared to other sources.

Mortality

Fatal Drug Overdose data is provisional data and describes fatal drug overdose deaths that occurred in South Carolina in 2021. Upon its publication, see DHEC's final Vital Statistics report for the most up-to-date rates for South Carolina.

Drug overdose deaths are identified using underlying cause-of-death codes from the 10th revision of the International Classification of Diseases (ICD-10): X40–X44 (unintentional), X60–X64 (suicide), X85 (homicide), and Y10–Y14 (undetermined). Drug overdose deaths involving selected drug categories are identified by additional multiple cause-of-death codes. The current “prescription drugs” category includes both opioid and non-opioid prescription drugs. The category “opioids” includes both legal and illegal opioids. Prescription drugs are identified by the following ICD-10 codes: T36.0–T39.9, T40.2–T40.4, T41.0–T43.5 and T43.7–T50.8. Opioids are identified by codes T40.0–T40.4, T40.6. Other codes used are: heroin T40.1, methadone T40.3, cocaine T40.5. Fentanyl is identified through a search of the literal cause of death. Psychostimulants with abuse potential, which include such drugs as methamphetamine, amphetamine, methylphenidate (Ritalin), and 3,4-methylenedioxy-methamphetamine (MDMA, Ecstasy) are identified by the code T43.6.

Drug overdose deaths may involve multiple drugs; therefore, a single death might be included in more than one category when describing the number of drug overdose deaths involving a specific drug. For example, a death that involved both heroin and fentanyl would be included in the following categories: deaths involving heroin, deaths involving fentanyl, deaths involving opioids, and deaths involving prescription drugs.

